

		Cases Filed 2022	Cases Filed 2023	% change same month	% change YTD	Chapter 7				Chapter 13				Chapter 11	Ch 12 & 15
						¹ Non-Bus.	² Business	³ Other	Total Ch. 7	¹ Non-Bus.	² Business	³ Other	Total Ch.13		
Jan.	Buffalo	82	78	-4.9%	-4.9%	41	2	0	43	32	1	0	33	2	0
	Rochester	45	56	24.4%	24.4%	33	0	0	33	22	0	0	22	1	0
	WDNY Total Month	127	134	5.5%	5.5%	74	2	0	76	54	1	0	55	3	0
	WDNY Total YTD	127	134			74	2	0	76	54	1	0	55	3	0
Feb.	Buffalo	93	84	-9.7%	-7.4%	58	0	0	58	26	0	0	26	0	0
	Rochester	48	39	-18.8%	2.2%	23	0	0	23	14	0	1	15	1	0
	WDNY Total Month	141	123	-12.8%	-4.1%	81	0	0	81	40	0	1	41	1	0
	WDNY Total YTD	268	257			155	2	0	157	94	1	1	96	4	0
Mar.	Buffalo	132	138	4.5%	-2.3%	92	3	0	95	43	0	0	43	0	0
	Rochester	65	50	-23.1%	-8.2%	33	2	1	36	14	0	0	14	0	0
	WDNY Total Month	197	188	-4.6%	-4.3%	125	5	1	131	57	0	0	57	0	0
	WDNY Total YTD	465	445			280	7	1	288	151	1	1	153	4	0
Apr.	Buffalo	119	110	-7.6%	-3.8%	79	1	0	80	27	0	0	27	3	0
	Rochester	61	56	-8.2%	-8.2%	39	3	0	42	14	0	0	14	0	0
	WDNY Total Month	180	166	-7.8%	-5.3%	118	4	0	122	41	0	0	41	3	0
	WDNY Total YTD	645	611			398	11	1	410	192	1	1	194	7	0
May	Buffalo	104	134	28.8%	2.6%	92	2	0	94	40	0	0	40	0	0
	Rochester	60	72	20.0%	-2.2%	49	1	1	51	17	2	0	19	2	0
	WDNY Total Month	164	206	25.6%	1.0%	141	3	1	145	57	2	0	59	2	0
	WDNY Total YTD	809	817			539	14	2	555	249	3	1	253	9	0
June	Buffalo	116	105	-9.5%	0.5%	65	1	1	67	36	1	0	37	1	0
	Rochester	48	53	10.4%	-0.3%	34	0	0	34	18	0	0	18	1	0
	WDNY Total Month	164	158	-3.7%	0.2%	99	1	1	101	54	1	0	55	2	0
	WDNY Total YTD	973	975			638	15	3	656	303	4	1	308	11	0
July	Buffalo	93	102	9.7%	1.6%	70	0	0	70	31	0	0	31	1	0
	Rochester	48	63	31.3%	3.7%	42	1	1	44	19	0	0	19	0	0
	WDNY Total Month	141	165	17.0%	2.3%	112	1	1	114	50	0	0	50	1	0
	WDNY Total YTD	1,114	1,140			750	16	4	770	353	4	1	358	12	0

¹ Primary "Nature of Debt" is consumer debt.

² Primary "Nature of Debt" is business debt.

³ Primary "Nature of Debt" is other.

U.S. Bankruptcy Court - Western District of New York

Case Filing Report

Month Ending December 31, 2023

		Cases Filed 2022	Cases Filed 2023	% change same month	% change YTD	Chapter 7				Chapter 13				Chapter 11	Ch. 12 & 15
						¹ Non-Bus.	² Business	³ Other	Total Ch. 7	¹ Non-Bus.	² Business	³ Other	Total Ch.13		
Aug.	Buffalo	78	128	64.1%	7.6%	78	2	1	81	44	1	0	45	2	0
	Rochester	48	66	37.5%	7.6%	42	2	2	46	19	1	0	20	0	0
	WDNY Total Month	126	194	54.0%	7.6%	120	4	3	127	63	2	0	65	2	0
	WDNY Total YTD	1,240	1,334			870	20	7	897	416	6	1	423	14	0
Sep.	Buffalo	110	142	29.1%	10.1%	59	1	1	61	72	4	0	76	5	0
	Rochester	60	50	-16.7%	4.6%	24	2	1	27	21	1	0	22	1	0
	WDNY Total Month	170	192	12.9%	8.2%	83	3	2	88	93	5	0	98	6	0
	WDNY Total YTD	1,410	1,526			953	23	9	985	509	11	1	521	20	0
Oct.	Buffalo	150	102	-32.0%	4.3%	64	2	0	66	32	2	0	34	2	0
	Rochester	59	63	6.8%	4.8%	37	1	2	40	21	2	0	23	0	0
	WDNY Total Month	209	165	-21.1%	4.4%	101	3	2	106	53	4	0	57	2	0
	WDNY Total YTD	1,619	1,691			1,054	26	11	1,091	562	15	1	578	22	0
Nov.	Buffalo	88	94	6.8%	4.5%	65	0	0	65	27	2	0	29	0	0
	Rochester	56	61	8.9%	5.2%	36	2	0	38	17	4	1	22	1	0
	WDNY Total Month	144	155	7.6%	4.7%	101	2	0	103	44	6	1	51	1	0
	WDNY Total YTD	1,763	1,846			1,155	28	11	1,194	606	21	2	629	23	0
Dec.	Buffalo	85	67	-21.2%	2.7%	40	2	1	43	20	1	1	22	1	1
	Rochester	55	60	9.1%	5.5%	46	0	0	46	13	1	0	14	0	0
	WDNY Total Month	140	127	-9.3%	3.7%	86	2	1	89	33	2	1	36	1	1
	WDNY Total YTD	1,903	1,973			1,241	30	12	1,283	639	23	3	665	24	1
Year to Date		Cases Filed 2022	Cases Filed 2023	% change		Chapter 7 YTD				Chapter 13 YTD				Chapter 11 YTD	Chapter 12 & 15 YTD
Buffalo YTD		1,250	1,284	2.7%		803	16	4	823	430	12	1	443	17	1
Rochester YTD		653	689	5.5%		438	14	8	460	209	11	2	222	7	0
WDNY YTD		1,903	1,973	3.7%		1,241	30	12	1,283	639	23	3	665	24	1

¹ Primary "Nature of Debt" is consumer debt.

² Primary "Nature of Debt" is business debt.

³ Primary "Nature of Debt" is other.

Counties in Buffalo Division	Jan.	Feb.	March	April	May	June	July	Aug.	Sept.	Oct.	Nov.	Dec.	County Totals 2023 YTD	% chg from 2022 YTD
(Olean) Allegany	1	3	4	2	2	1	3	4	1	2	1	2	26	8.3%
(Olean) Cattaraugus	1	4	5	6	4	3	4	8	3	1	5	2	46	-2.1%
Chautauqua	2	6	11	1	10	14	10	7	13	4	8	4	90	-7.2%
Erie	61	48	83	71	84	56	54	85	116	75	58	48	839	9.8%
(Batavia) Genesee	2	2	3	7	6	3	5	2	1	3	2	2	38	15.2%
Niagara	9	15	26	20	23	21	18	15	7	15	12	6	187	-13.0%
(Batavia) Orleans	2	1	4	2	2	3	8	2	1	2	6	0	33	-8.3%
(Batavia) Wyoming	0	5	2	1	3	4	0	5	0	0	2	3	25	-26.5%
Out of County	0	0	0	0	0	0	0	0	0	0	0	0	0	
2023 Totals	78	84	138	110	134	105	102	128	142	102	94	67	1,284	2.7%

Counties in Rochester Division	Jan.	Feb.	March	April	May	June	July	Aug.	Sept.	Oct.	Nov.	Dec.	County Totals 2023 YTD	% chg from 2022 YTD
(WG) Chemung	1	3	1	5	6	4	3	4	1	6	5	8	47	23.7%
Livingston	2	0	3	2	3	2	1	2	2	2	1	1	21	-27.6%
Monroe	42	28	33	33	44	30	41	41	41	42	44	40	459	15.9%
Ontario	2	3	4	4	5	6	5	6	0	4	5	1	45	-23.7%
(WG) Schuyler	1	0	3	2	3	0	0	0	1	2	0	1	13	116.7%
Seneca	0	1	1	1	3	3	1	2	0	1	0	1	14	-6.7%
(WG) Steuben	5	1	4	5	4	2	5	4	4	2	0	2	38	-22.4%
Wayne	2	3	1	3	4	6	6	7	1	4	6	6	49	-3.9%
Yates	1	0	0	1	0	0	1	0	0	0	0	0	3	-70.0%
Out of County	0	0	0	0	0	0	0	0	0	0	0	0	0	
2023 Totals	56	39	50	56	72	53	63	66	50	63	61	60	689	5.5%

WDNY Combined Totals	134	123	188	166	206	158	165	194	192	165	155	127	1,973	3.7%
-----------------------------	------------	------------	------------	------------	------------	------------	------------	------------	------------	------------	------------	------------	--------------	-------------

U.S. Bankruptcy Court - Western District of New York

Historical Case Filing Report (All Chapters)

Month Ending December 31, 2023

Report #3

Page 1 of 2

		2014	% Change	2015	% Change	2016	% Change	2017	% Change	2018	% Change	2019	% Change	2020	% Change	2021	% Change	2022	% Change	2023
Jan.	Buffalo	242	-22.7%	188	-2.1%	184	11.4%	205	-8.3%	188	-8.5%	172	8.7%	187	-50.8%	92	-10.9%	82	-4.9%	78
	Rochester	134	-1.5%	131	-16.8%	109	-19.3%	88	13.6%	100	-2.0%	98	0.0%	98	-48.0%	51	-11.8%	45	24.4%	56
	WDNY Total Month	376	-15.2%	319	-8.2%	293	0.0%	293	-1.7%	288	-6.3%	270	5.6%	285	-49.8%	143	-11.2%	127	5.5%	134
	WDNY Total YTD	376	-15.2%	319	-8.2%	293	0.0%	293	-1.7%	288	-6.3%	270	5.6%	285	-49.8%	143	-11.2%	127	5.5%	134
Feb.	Buffalo	231	-20.3%	184	15.2%	212	-11.8%	187	-0.5%	186	9.1%	203	-23.6%	155	-34.2%	102	-8.8%	93	-9.7%	84
	Rochester	104	-28.8%	74	32.4%	98	8.2%	106	-10.4%	95	-8.4%	87	1.1%	88	-13.6%	76	-36.8%	48	-18.8%	39
	WDNY Total Month	335	-23.0%	258	20.2%	310	-5.5%	293	-4.1%	281	3.2%	290	-16.2%	243	-26.7%	178	-20.8%	141	-12.8%	123
	WDNY Total YTD	711	-18.8%	577	4.5%	603	-2.8%	586	-2.9%	569	-1.6%	560	-5.7%	528	-39.2%	321	-16.5%	268	-4.1%	257
Mar.	Buffalo	314	-4.5%	300	-15.0%	255	9.0%	278	-7.2%	258	6.6%	275	-21.8%	215	-29.8%	151	-12.6%	132	4.5%	138
	Rochester	172	-23.8%	131	13.7%	149	-2.7%	145	0.0%	145	-17.2%	120	-3.3%	116	-37.9%	72	-9.7%	65	-23.1%	50
	WDNY Total Month	486	-11.3%	431	-6.3%	404	4.7%	423	-4.7%	403	-2.0%	395	-16.2%	331	-32.6%	223	-11.7%	197	-4.6%	188
	WDNY Total YTD	1,197	-15.8%	1,008	-0.1%	1,007	0.2%	1,009	-3.7%	972	-1.7%	955	-10.1%	859	-36.7%	544	-14.5%	465	-4.3%	445
Apr.	Buffalo	328	-5.2%	311	-15.4%	263	-1.1%	260	0.8%	262	4.2%	273	-64.8%	96	40.6%	135	-11.9%	119	-7.6%	110
	Rochester	161	8.7%	175	-12.6%	153	-18.3%	125	14.4%	143	-2.8%	139	-60.4%	55	41.8%	78	-21.8%	61	-8.2%	56
	WDNY Total Month	489	-0.6%	486	-14.4%	416	-7.5%	385	5.2%	405	1.7%	412	-63.3%	151	41.1%	213	-15.5%	180	-7.8%	166
	WDNY Total YTD	1,686	-11.4%	1,494	-4.8%	1,423	-2.0%	1,394	-1.2%	1,377	-0.7%	1,367	-26.1%	1,010	-25.0%	757	-14.8%	645	-5.3%	611
May	Buffalo	285	0.7%	287	-15.3%	243	15.6%	281	-16.0%	236	11.9%	264	-53.0%	124	1.6%	126	-17.5%	104	28.8%	134
	Rochester	174	-18.4%	142	3.5%	147	-1.4%	145	-20.7%	115	7.8%	124	-46.0%	67	3.0%	69	-13.0%	60	20.0%	72
	WDNY Total Month	459	-6.5%	429	-9.1%	390	9.2%	426	-17.6%	351	10.5%	388	-50.8%	191	2.1%	195	-15.9%	164	25.6%	206
	WDNY Total YTD	2,145	-10.3%	1,923	-5.7%	1,813	0.4%	1,820	-5.1%	1,728	1.6%	1,755	-31.6%	1,201	-20.7%	952	-15.0%	809	1.0%	817
June	Buffalo	273	-12.5%	239	4.6%	250	-5.2%	237	-8.4%	217	-11.1%	193	-35.8%	124	-7.3%	115	0.9%	116	-9.5%	105
	Rochester	126	5.6%	133	3.8%	138	0.7%	139	-12.2%	122	-11.5%	108	-23.1%	83	-18.1%	68	-29.4%	48	10.4%	53
	WDNY Total Month	399	-6.8%	372	4.3%	388	-3.1%	376	-9.8%	339	-11.2%	301	-31.2%	207	-11.6%	183	-10.4%	164	-3.7%	158
	WDNY Total YTD	2,544	-9.8%	2,295	-4.1%	2,201	-0.2%	2,196	-5.9%	2,067	-0.5%	2,056	-31.5%	1,408	-19.4%	1,135	-14.3%	973	0.2%	975

U.S. Bankruptcy Court - Western District of New York
 Historical Case Filing Report (All Chapters)
 Month Ending December 31, 2023

		2014	% Change	2015	% Change	2016	% Change	2017	% Change	2018	% Change	2019	% Change	2020	% Change	2021	% Change	2022	% Change	2023
July	Buffalo	234	9.4%	257	-30.7%	178	34.8%	240	-11.7%	212	9.0%	231	-33.8%	153	-13.7%	132	-29.5%	93	9.7%	102
	Rochester	141	-2.8%	137	-21.9%	107	5.6%	113	-8.8%	103	11.7%	115	-18.3%	94	-27.7%	68	-29.4%	48	31.3%	63
	WDNY Total Month	375	4.8%	394	-27.7%	285	23.9%	353	-10.8%	315	9.8%	346	-28.6%	247	-19.0%	200	-29.5%	141	17.0%	165
	WDNY Total YTD	2,919	-7.9%	2,689	-7.5%	2,486	2.5%	2,549	-6.6%	2,382	0.8%	2,402	-31.1%	1,655	-19.3%	1,335	-16.6%	1,114	2.3%	1,140
Aug	Buffalo	233	-8.2%	214	9.8%	235	3.4%	243	-8.2%	223	-11.2%	198	-25.8%	147	-22.4%	114	-31.6%	78	64.1%	128
	Rochester	140	-10.7%	126	-12.7%	110	10.0%	121	3.3%	125	-12.0%	110	-32.7%	74	-20.3%	59	-18.6%	48	37.5%	66
	WDNY Total Month	373	-9.1%	340	1.5%	345	5.5%	364	-4.4%	348	-11.5%	308	-28.2%	221	-21.7%	173	-27.2%	126	54.0%	194
	WDNY Total YTD	3,292	-8.0%	3,029	-6.5%	2,831	2.9%	2,913	-6.3%	2,730	-0.7%	2,710	-30.8%	1,876	-19.6%	1,508	-17.8%	1,240	7.6%	1,334
Sep	Buffalo	284	0.0%	284	-18.3%	232	13.8%	264	12.9%	298	8.1%	322	-64.0%	116	-8.6%	106	3.8%	110	29.1%	142
	Rochester	135	-20.0%	108	6.5%	115	1.7%	117	-11.1%	104	1.9%	106	-32.1%	72	-19.4%	58	3.4%	60	-16.7%	50
	WDNY Total Month	419	-6.4%	392	-11.5%	347	9.8%	381	5.5%	402	6.5%	428	-56.1%	188	-12.8%	164	3.7%	170	12.9%	192
	WDNY Total YTD	3,711	-7.9%	3,421	-7.1%	3,178	3.7%	3,294	-4.9%	3,132	0.2%	3,138	-34.2%	2,064	-19.0%	1,672	-15.7%	1,410	8.2%	1,526
Oct	Buffalo	297	-11.8%	262	18.7%	311	-13.5%	269	21.6%	327	-18.3%	267	-50.9%	131	-34.4%	86	74.4%	150	-32.0%	102
	Rochester	121	9.9%	133	-13.5%	115	3.5%	119	-2.5%	116	4.3%	121	-43.8%	68	-44.1%	38	55.3%	59	6.8%	63
	WDNY Total Month	418	-5.5%	395	7.8%	426	-8.9%	388	14.2%	443	-12.4%	388	-48.7%	199	-37.7%	124	68.5%	209	-21.1%	165
	WDNY Total YTD	4,129	-7.6%	3,816	-5.6%	3,604	2.2%	3,682	-2.9%	3,575	-1.4%	3,526	-35.8%	2,263	-20.6%	1,796	-9.9%	1,619	4.4%	1,691
Nov	Buffalo	230	-7.4%	213	-15.0%	181	20.4%	218	-17.0%	181	6.1%	192	-44.8%	106	-16.0%	89	-1.1%	88	6.8%	94
	Rochester	127	0.0%	127	-1.6%	125	-4.0%	120	0.8%	121	-7.4%	112	-29.5%	79	-43.0%	45	24.4%	56	8.9%	61
	WDNY Total Month	357	-4.8%	340	-10.0%	306	10.5%	338	-10.7%	302	0.7%	304	-39.1%	185	-27.6%	134	7.5%	144	7.6%	155
	WDNY Total YTD	4,486	-7.4%	4,156	-5.9%	3,910	2.8%	4,020	-3.6%	3,877	-1.2%	3,830	-36.1%	2,448	-21.2%	1,930	-8.7%	1,763	4.7%	1,846
Dec	Buffalo	210	-10.5%	189	-23.8%	144	27.8%	184	-21.7%	144	18.1%	170	-29.4%	120	-42.5%	69	23.2%	85	-21.2%	67
	Rochester	147	-45.6%	80	28.8%	103	-11.7%	91	5.5%	96	-24.0%	73	-19.2%	59	-22.0%	46	19.6%	55	9.1%	60
	WDNY Total Month	357	-24.9%	269	-8.2%	247	11.3%	275	-12.7%	240	1.3%	243	-26.3%	179	-35.8%	115	21.7%	140	-9.3%	127
	WDNY Total YTD	4,843	-8.7%	4,425	-6.1%	4,157	3.3%	4,295	-4.1%	4,117	-1.1%	4,073	-35.5%	2,627	-22.2%	2,045	-6.9%	1,903	3.7%	1,973
		2014	% Change	2015	% Change	2016	% Change	2017	% Change	2018	% Change	2019	% Change	2020	% Change	2021	% Change	2022	% Change	2023
	Buffalo Total	3,161	-7.4%	2,928	-8.2%	2,688	6.6%	2,866	-4.7%	2,732	1.0%	2,760	-39.3%	1,674	-21.3%	1,317	-5.1%	1,250	2.7%	1,284
	Rochester Total	1,682	-11.0%	1,497	-1.9%	1,469	-2.7%	1,429	-3.1%	1,385	-5.2%	1,313	-27.4%	953	-23.6%	728	-10.3%	653	5.5%	689
	WDNY Total	4,843	-8.6%	4,425	-6.1%	4,157	3.3%	4,295	-4.1%	4,117	-1.1%	4,073	-35.5%	2,627	-22.2%	2,045	-6.9%	1,903	3.7%	1,973

		Chapter 7	Chapter 13	Chapter 11	Chapter 12/15	Cases Filed by Month	Cases Filed YTD	Adversary Cases				Case Closings		
								Pending Prior Month	New	Closed Current Month	Net Pending	Cases Closed 2022	Cases Closed 2023	% change
Jan.	Chief Judge Bucki	38	27	2	0	67	67	13	1	0	14	81	117	44.4%
	Judge Kaplan	0	0	0	0	0	0	18	0	0	18	15	1	-93.3%
	Judge Warren(Buffalo)	5	6	0	0	11	11	0	0	0	0	49	29	-40.8%
	Judge Warren(Rochester)	33	22	1	0	56	56	22	4	2	24	64	62	-3.1%
	Buffalo Total	43	33	2	0	78	78	31	1	0	32	145	147	1.4%
	Rochester Total	33	22	1	0	56	56	22	4	2	24	64	62	-3.1%
	WDNY Total	76	55	3	0	134	134	53	5	2	56	209	209	0.0%
Feb.	Chief Judge Bucki	41	20	0	0	61	128	14	0	2	12	86	78	-9.3%
	Judge Kaplan	0	0	0	0	0	0	18	0	0	18	14	0	-100.0%
	Judge Warren(Buffalo)	17	6	0	0	23	34	0	0	0	0	14	15	7.1%
	Judge Warren(Rochester)	23	15	1	0	39	95	24	0	3	21	36	55	52.8%
	Buffalo Total	58	26	0	0	84	162	32	0	2	30	114	93	-18.4%
	Rochester Total	23	15	1	0	39	95	24	0	3	21	36	55	52.8%
	WDNY Total	81	41	1	0	123	257	56	0	5	51	150	148	-1.3%
Mar.	Chief Judge Bucki	68	35	0	0	103	231	12	5	1	16	81	89	9.9%
	Judge Kaplan	0	0	0	0	0	0	18	0	1	17	8	1	-87.5%
	Judge Warren(Buffalo)	27	8	0	0	35	69	0	0	0	0	26	46	76.9%
	Judge Warren(Rochester)	36	14	0	0	50	145	21	5	5	21	101	80	-20.8%
	Buffalo Total	95	43	0	0	138	300	30	5	2	33	115	136	18.3%
	Rochester Total	36	14	0	0	50	145	21	5	5	21	101	80	-20.8%
	WDNY Total	131	57	0	0	188	445	51	10	7	54	216	216	0.0%
Apr.	Chief Judge Bucki	60	17	3	0	80	311	16	1	0	17	93	84	-9.7%
	Judge Kaplan	0	0	0	0	0	0	17	0	0	17	2	1	-50.0%
	Judge Warren(Buffalo)	20	10	0	0	30	99	0	0	0	0	24	16	-33.3%
	Judge Warren(Rochester)	42	14	0	0	56	201	21	1	2	20	74	61	-17.6%
	Buffalo Total	80	27	3	0	110	410	33	1	0	34	119	101	-15.1%
	Rochester Total	42	14	0	0	56	201	21	1	2	20	74	61	-17.6%
	WDNY Total	122	41	3	0	166	611	54	2	2	54	193	162	-16.1%

U.S. Bankruptcy Court - Western District of New York

Caseload by Judge, Division & District

Month Ending December 31, 2023

Report # 4

Page 2 of 4

		Chapter 7	Chapter 13	Chapter 11	Chapter 12/15	Cases Filed by Month	Cases Filed YTD	Adversary Cases				Case Closings		
								Pending Prior Month	New	Closed Current Month	Net Pending	Cases Closed 2022	Cases Closed 2023	% change
May	Chief Judge Bucki	69	31	0	0	100	411	17	1	1	17	91	107	17.6%
	Judge Kaplan	0	0	0	0	0	0	17	0	0	17	1	0	-100.0%
	Judge Warren(Buffalo)	25	9	0	0	34	133	0	0	0	0	34	32	-5.9%
	Judge Warren(Rochester)	51	19	2	0	72	273	20	0	5	15	42	69	64.3%
	Buffalo Total	94	40	0	0	134	544	34	1	1	34	126	139	10.3%
	Rochester Total	51	19	2	0	72	273	20	0	5	15	42	69	64.3%
	WDNY Total	145	59	2	0	206	817	54	1	6	49	168	208	23.8%
June	Chief Judge Bucki	47	26	1	0	74	485	17	0	1	16	57	63	10.5%
	Judge Kaplan	0	0	0	0	0	0	17	0	0	17	1	0	-100.0%
	Judge Warren(Buffalo)	20	11	0	0	31	164	0	0	0	0	19	22	15.8%
	Judge Warren(Rochester)	34	18	1	0	53	326	15	0	1	14	63	50	-20.6%
	Buffalo Total	67	37	1	0	105	649	34	0	1	33	77	85	10.4%
	Rochester Total	34	18	1	0	53	326	15	0	1	14	63	50	-20.6%
	WDNY Total	101	55	2	0	158	975	49	0	2	47	140	135	-3.6%
July	Chief Judge Bucki	48	22	1	0	71	556	16	0	2	14	100	88	-12.0%
	Judge Kaplan	0	0	0	0	0	0	17	0	0	17	3	0	-100.0%
	Judge Warren(Buffalo)	22	9	0	0	31	195	0	0	0	0	42	11	-73.8%
	Judge Warren(Rochester)	44	19	0	0	63	389	14	1	4	11	83	33	-60.2%
	Buffalo Total	70	31	1	0	102	751	33	0	2	31	145	99	-31.7%
	Rochester Total	44	19	0	0	63	389	14	1	4	11	83	33	-60.2%
	WDNY Total	114	50	1	0	165	1,140	47	1	6	42	228	132	-42.1%
Aug.	Chief Judge Bucki	65	36	2	0	103	659	14	0	0	14	134	144	7.5%
	Judge Kaplan	0	0	0	0	0	0	17	0	0	17	4	1	-75.0%
	Judge Warren (Buffalo)	16	9	0	0	25	220	0	0	0	0	13	37	184.6%
	Judge Warren (Rochester)	46	20	0	0	66	455	11	1	2	10	73	95	30.1%
	Buffalo Total	81	45	2	0	128	879	31	0	0	31	151	182	20.5%
	Rochester Total	46	20	0	0	66	455	11	1	2	10	73	95	30.1%
	WDNY Total	127	65	2	0	194	1,334	42	1	2	41	224	277	23.7%

		Chapter 7	Chapter 13	Chapter 11	Chapter 12/15	Cases Filed by Month	Cases Filed YTD	Adversary Cases				Case Closings		
								Pending Prior Month	New	Closed Current Month	Net Pending	Cases Closed 2022	Cases Closed 2023	% change
Sep.	Chief Judge Bucki	55	72	5	0	132	791	14	1	0	15	54	75	38.9%
	Judge Kaplan	0	0	0	0	0	0	17	0	0	17	2	0	-100.0%
	Judge Warren(Buffalo)	6	4	0	0	10	230	0	0	0	0	42	36	-14.3%
	Judge Warren(Rochester)	27	22	1	0	50	505	10	1	0	11	57	79	38.6%
	Buffalo Total	61	76	5	0	142	1,021	31	1	0	32	98	111	13.3%
	Rochester Total	27	22	1	0	50	505	10	1	0	11	57	79	38.6%
	WDNY Total	88	98	6	0	192	1,526	41	2	0	43	155	190	22.6%
Oct.	Chief Judge Bucki	52	27	2	0	81	872	15	0	1	14	85	107	25.9%
	Judge Kaplan	0	0	0	0	0	0	17	0	6	11	0	0	n/a
	Judge Warren (Buffalo)	14	7	0	0	21	251	0	0	0	0	28	32	14.3%
	Judge Warren (Rochester)	40	23	0	0	63	568	11	0	0	11	66	53	-19.7%
	Buffalo Total	66	34	2	0	102	1,123	32	0	7	25	113	139	23.0%
	Rochester Total	40	23	0	0	63	568	11	0	0	11	66	53	-19.7%
	WDNY Total	106	57	2	0	165	1,691	43	0	7	36	179	192	7.3%
Nov.	Chief Judge Bucki	52	20	0	0	72	944	14	0	3	11	110	87	-20.9%
	Judge Kaplan	0	0	0	0	0	0	11	0	0	11	4	0	-100.0%
	Judge Warren (Buffalo)	13	9	0	0	22	273	0	0	0	0	26	17	-34.6%
	Judge Warren (Rochester)	38	22	1	0	61	629	11	1	0	12	101	64	-36.6%
	Buffalo Total	65	29	0	0	94	1,217	25	0	3	22	140	104	-25.7%
	Rochester Total	38	22	1	0	61	629	11	1	0	12	101	64	-36.6%
	WDNY Total	103	51	1	0	155	1,846	36	1	3	34	241	168	-30.3%
Dec.	Chief Judge Bucki	36	19	1	1	57	1,001	11	2	0	13	42	68	61.9%
	Judge Kaplan	0	0	0	0	0	0	11	0	0	11	0	0	n/a
	Judge Warren (Buffalo)	7	3	0	0	10	283	0	0	0	0	12	24	100.0%
	Judge Warren (Rochester)	46	14	0	0	60	689	12	0	0	12	58	79	36.2%
	Buffalo Total	43	22	1	1	67	1,284	22	2	0	24	54	92	70.4%
	Rochester Total	46	14	0	0	60	689	12	0	0	12	58	79	36.2%
	WDNY Total	89	36	1	1	127	1,973	34	2	0	36	112	171	52.7%

U.S. Bankruptcy Court - Western District of New York

Caseload by Judge, Division & District

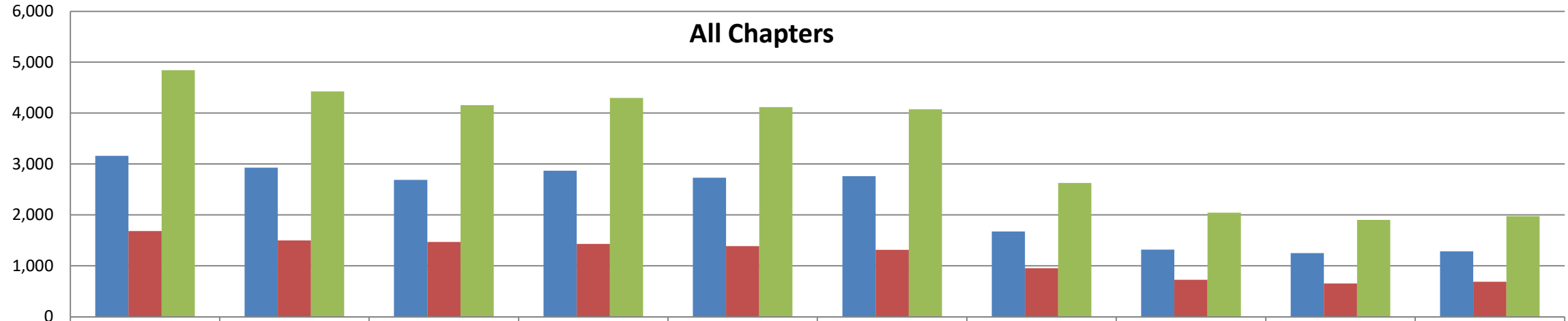
Month Ending December 31, 2023

Report # 4

Page 4 of 4

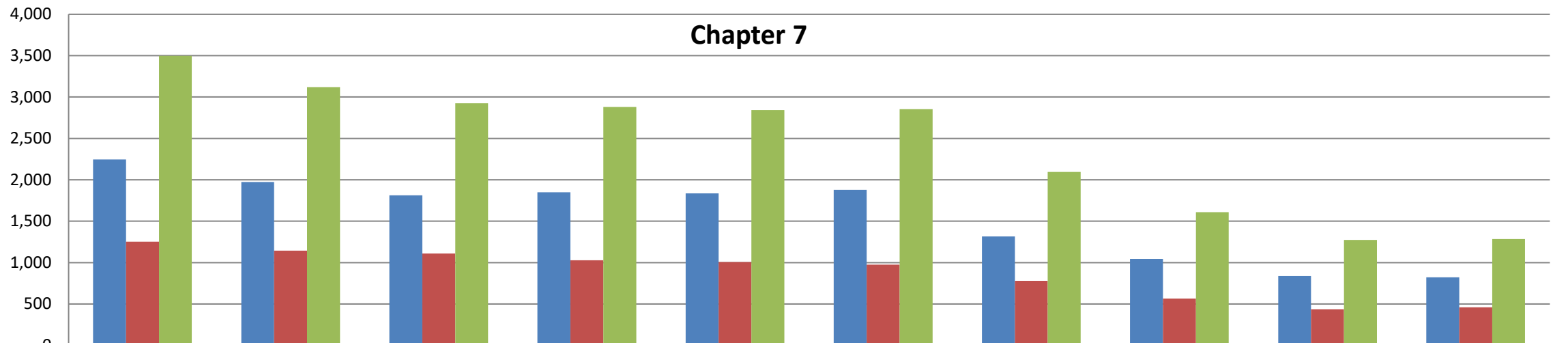
Year to Date	Chapter 7	Chapter 13	Chapter 11	Chapter 12 & 15	YTD Totals All Chapters	Adversary Cases YTD			Case Closings YTD		
						New	Closed	Net Pending	Cases Closed 2022	Cases Closed 2023	% change
Chief Judge Bucki YTD	631	352	17	1	1,001	11	11	13	1,014	1,107	9.2%
Judge Kaplan YTD	0	0	0	0	0	0	7	11	54	4	-92.6%
Judge Warren (Buff & Roch) YTD	652	313	7	0	972	14	24	12	1,147	1,097	-4.4%
Judge Warren (Buffalo) YTD	192	91	0	0	283	0	0	0	329	317	-3.6%
Judge Warren (Rochester) YTD	460	222	7	0	689	14	24	12	818	780	-4.6%
Buffalo Total YTD	823	443	17	1	1,284	11	18	24	1,397	1,428	2.2%
Rochester Total YTD	460	222	7	0	689	14	24	12	818	780	-4.6%
WDNY Totals YTD	1,283	665	24	1	1,973	25	42	36	2,215	2,208	-0.3%

All Chapters



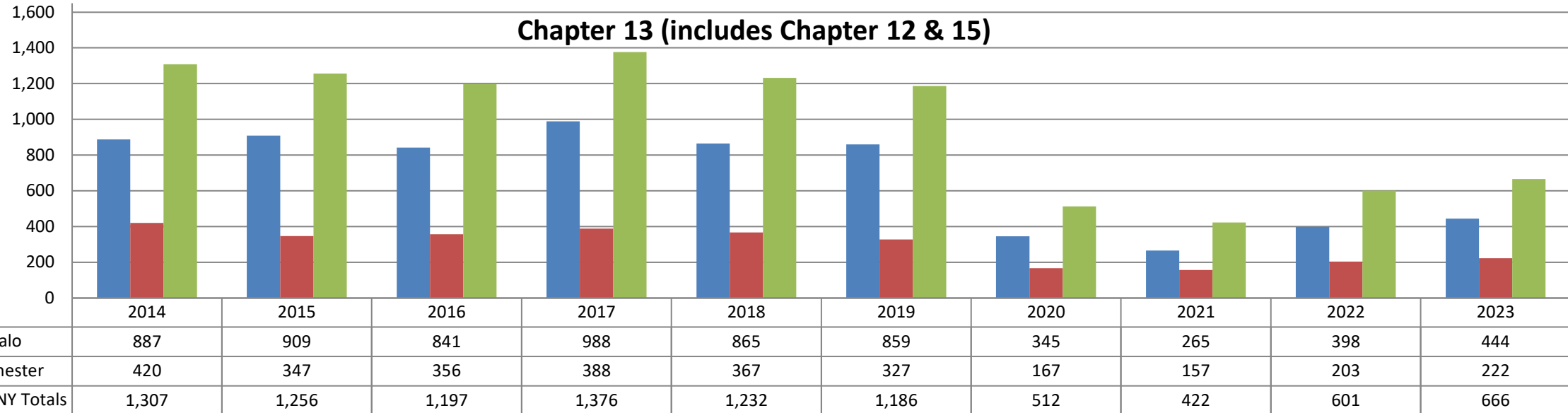
	2014	2015	2016	2017	2018	2019	2020	2021	2022	2023
■ Buffalo	3,161	2,928	2,688	2,866	2,732	2,760	1,674	1,317	1,250	1,284
■ Rochester	1,682	1,497	1,469	1,429	1,385	1,313	953	728	653	689
■ WDNY Total	4,843	4,425	4,157	4,295	4,117	4,073	2,627	2,045	1,903	1,973

Chapter 7



	2014	2015	2016	2017	2018	2019	2020	2021	2022	2023
■ Buffalo	2,246	1,974	1,813	1,849	1,835	1,877	1,315	1,043	838	823
■ Rochester	1,252	1,145	1,110	1,029	1,007	975	780	567	436	460
■ WDNY Total	3,498	3,119	2,923	2,878	2,842	2,852	2,095	1,610	1,274	1,283

Chapter 13 (includes Chapter 12 & 15)



Chapter 11

