

		Cases Filed 2024	Cases Filed 2025	% change same month	% change YTD	Chapter 7				Chapter 13				Chapter 11	Ch 12 & 15
						¹ Non-Bus.	² Business	³ Other	Total Ch. 7	¹ Non-Bus.	² Business	³ Other	Total Ch.13		
Jan.	Buffalo	116	112	-3.4%	-3.4%	70	3	2	75	36	0	0	36	1	0
	Rochester	52	93	78.8%	78.8%	58	4	0	62	26	1	0	27	4	0
	WDNY Total Month	168	205	22.0%	22.0%	128	7	2	137	62	1	0	63	5	0
	WDNY Total YTD	168	205			128	7	2	137	62	1	0	63	5	0
Feb.	Buffalo	96	96	0.0%	-1.9%	60	3	0	63	26	0	1	27	6	0
	Rochester	67	58	-13.4%	26.9%	38	3	0	41	17	0	0	17	0	0
	WDNY Total Month	163	154	-5.5%	8.5%	98	6	0	104	43	0	1	44	6	0
	WDNY Total YTD	331	359			226	13	2	241	105	1	1	107	11	0
Mar.	Buffalo	138	157	13.8%	4.3%	104	1	0	105	52	0	0	52	0	0
	Rochester	66	80	21.2%	24.9%	44	6	0	50	29	0	0	29	1	0
	WDNY Total Month	204	237	16.2%	11.4%	148	7	0	155	81	0	0	81	1	0
	WDNY Total YTD	535	596			374	20	2	396	186	1	1	188	12	0
Apr.	Buffalo	132	151	14.4%	7.1%	106	2	0	108	42	0	0	42	1	0
	Rochester	58	110	89.7%	40.3%	80	4	0	84	25	0	1	26	0	0
	WDNY Total Month	190	261	37.4%	18.2%	186	6	0	192	67	0	1	68	1	0
	WDNY Total YTD	725	857			560	26	2	588	253	1	2	256	13	0
May	Buffalo	153	138	-9.8%	3.0%	100	3	0	103	32	1	0	33	2	0
	Rochester	74	84	13.5%	34.1%	57	1	0	58	25	1	0	26	0	0
	WDNY Total Month	227	222	-2.2%	13.3%	157	4	0	161	57	2	0	59	2	0
	WDNY Total YTD	952	1,079			717	30	2	749	310	3	2	315	15	0
June	Buffalo	109	153	40.4%	8.5%	96	2	0	98	55	0	0	55	0	0
	Rochester	64	86	34.4%	34.1%	48	1	0	49	35	0	1	36	1	0
	WDNY Total Month	173	239	38.2%	17.2%	144	3	0	147	90	0	1	91	1	0
	WDNY Total YTD	1,125	1,318			861	33	2	896	400	3	3	406	16	0
July	Buffalo	124	127	2.4%	7.6%	82	2	0	84	41	1	0	42	1	0
	Rochester	60	65	8.3%	30.6%	43	0	0	43	16	2	1	19	3	0
	WDNY Total Month	184	192	4.3%	15.4%	125	2	0	127	57	3	1	61	4	0
	WDNY Total YTD	1,309	1,510			986	35	2	1,023	457	6	4	467	20	0

¹ Primary "Nature of Debt" is consumer debt.

² Primary "Nature of Debt" is business debt.

³ Primary "Nature of Debt" is other.

U.S. Bankruptcy Court - Western District of New York
Case Filing Report
Month Ending December 31, 2025

		Cases Filed 2024	Cases Filed 2025	% change same month	% change YTD	Chapter 7				Chapter 13				Chapter 11	Ch. 12 & 15
						¹ Non-Bus.	² Business	³ Other	Total Ch. 7	¹ Non-Bus.	² Business	³ Other	Total Ch.13		
Aug.	Buffalo	117	121	3.4%	7.1%	83	1	0	84	37	0	0	37	0	0
	Rochester	65	58	-10.8%	25.3%	35	2	0	37	15	1	1	17	3	1
	WDNY Total Month	182	179	-1.6%	13.3%	118	3	0	121	52	1	1	54	3	1
	WDNY Total YTD	1,491	1,689			1,104	38	2	1,144	509	7	5	521	23	1
Sep.	Buffalo	173	145	-16.2%	3.6%	92	1	0	93	50	1	0	51	1	0
	Rochester	80	88	10.0%	23.2%	46	1	1	48	38	2	0	40	0	0
	WDNY Total Month	253	233	-7.9%	10.2%	138	2	1	141	88	3	0	91	1	0
	WDNY Total YTD	1,744	1,922			1,242	40	3	1,285	597	10	5	612	24	1
Oct.	Buffalo	144	126	-12.5%	1.8%	75	6	1	82	44	0	0	44	0	0
	Rochester	92	71	-22.8%	17.0%	42	1	0	43	27	1	0	28	0	0
	WDNY Total Month	236	197	-16.5%	7.0%	117	7	1	125	71	1	0	72	0	0
	WDNY Total YTD	1,980	2,119			1,359	47	4	1,410	668	11	5	684	24	1
Nov.	Buffalo	118	117	-0.8%	1.6%	65	5	0	70	45	1	0	46	1	0
	Rochester	67	75	11.9%	16.5%	37	2	0	39	32	3	0	35	0	1
	WDNY Total Month	185	192	3.8%	6.7%	102	7	0	109	77	4	0	81	1	1
	WDNY Total YTD	2,165	2,311			1,461	54	4	1,519	745	15	5	765	25	2
Dec.	Buffalo	112	95	-15.2%	0.4%	54	4	0	58	37	0	0	37	0	0
	Rochester	56	73	30.4%	17.5%	45	1	0	46	27	0	0	27	0	0
	WDNY Total Month	168	168	0.0%	6.3%	99	5	0	104	64	0	0	64	0	0
	WDNY Total YTD	2,333	2,479			1,560	59	4	1,623	809	15	5	829	25	2
Year to Date		Cases Filed 2024	Cases Filed 2025	% change	Chapter 7 YTD				Chapter 13 YTD				Chapter 11 YTD	Chapter 12 & 15 YTD	
					¹ Non-Bus.	² Business	³ Other	Total Ch. 7	¹ Non-Bus.	² Business	³ Other	Total Ch.13			
Buffalo YTD		1,532	1,538	0.4%	987	33	3	1,023	497	4	1	502	13	0	
Rochester YTD		801	941	17.5%	573	26	1	600	312	11	4	327	12	2	
WDNY YTD		2,333	2,479	6.3%	1,560	59	4	1,623	809	15	5	829	25	2	

¹ Primary "Nature of Debt" is consumer debt. ² Primary "Nature of Debt" is business debt. ³ Primary "Nature of Debt" is other.

Counties in Buffalo Division	Jan.	Feb.	March	April	May	June	July	Aug.	Sept.	Oct.	Nov.	Dec.	County Totals 2025 YTD	% chg from 2024 YTD
(Olean) Allegany	1	1	3	4	3	4	1	3	4	3	1	5	33	73.7%
(Olean) Cattaraugus	7	4	7	2	4	4	8	4	6	7	2	3	58	0.0%
Chautauqua	11	5	13	12	13	22	11	13	9	8	10	5	132	24.5%
Erie	67	64	105	93	91	86	80	70	101	87	68	57	969	-4.0%
(Batavia) Genesee	1	0	4	6	0	5	5	6	4	0	4	3	38	-5.0%
Niagara	17	19	17	26	25	29	16	20	16	14	24	20	243	3.0%
(Batavia) Orleans	2	2	4	5	1	1	1	0	3	3	6	1	29	-21.6%
(Batavia) Wyoming	6	1	4	3	1	2	5	5	1	3	2	1	34	30.8%
Out of County	0	0	0	0	0	0	0	0	1	1	0	0	2	
2025 Totals	112	96	157	151	138	153	127	121	145	126	117	95	1,538	0.4%

Counties in Rochester Division	Jan.	Feb.	March	April	May	June	July	Aug.	Sept.	Oct.	Nov.	Dec.	County Totals 2025 YTD	% chg from 2024 YTD
(WG) Chemung	5	4	8	8	9	9	4	3	7	4	8	5	74	64.4%
Livingston	3	1	0	4	2	2	4	2	1	3	5	7	34	47.8%
Monroe	61	37	60	68	50	52	37	38	62	47	47	48	607	14.5%
Ontario	6	6	7	12	8	4	8	3	5	4	2	7	72	1.4%
(WG) Schuyler	1	0	0	0	0	0	0	1	1	2	1	1	7	-22.2%
Seneca	1	1	1	6	1	5	1	3	2	0	1	1	23	21.1%
(WG) Steuben	5	5	2	6	7	7	4	4	7	10	3	0	60	50.0%
Wayne	10	3	2	6	6	5	7	4	3	1	7	3	57	1.8%
Yates	1	1	0	0	1	2	0	0	0	0	1	1	7	-12.5%
Out of County	0	0	0	0	0	0	0	0	0	0	0	0	0	
2025 Totals	93	58	80	110	84	86	65	58	88	71	75	73	941	17.5%

WDNY Combined Totals	205	154	237	261	222	239	192	179	233	197	192	168	2,479	6.3%
-----------------------------	------------	------------	------------	------------	------------	------------	------------	------------	------------	------------	------------	------------	--------------	-------------

U.S. Bankruptcy Court - Western District of New York

Historical Case Filing Report (All Chapters)

Month Ending December 31, 2025

Report #3

Page 1 of 2

		2016	% Change	2017	% Change	2018	% Change	2019	% Change	2020	% Change	2021	% Change	2022	% Change	2023	% Change	2024	% Change	2025
Jan.	Buffalo	184	11.4%	205	-8.3%	188	-8.5%	172	8.7%	187	-50.8%	92	-10.9%	82	-4.9%	78	48.7%	116	-3.4%	112
	Rochester	109	-19.3%	88	13.6%	100	-2.0%	98	0.0%	98	-48.0%	51	-11.8%	45	24.4%	56	-7.1%	52	78.8%	93
	WDNY Total Month	293	0.0%	293	-1.7%	288	-6.3%	270	5.6%	285	-49.8%	143	-11.2%	127	5.5%	134	25.4%	168	22.0%	205
	WDNY Total YTD	293	0.0%	293	-1.7%	288	-6.3%	270	5.6%	285	-49.8%	143	-11.2%	127	5.5%	134	25.4%	168	22.0%	205
Feb.	Buffalo	212	-11.8%	187	-0.5%	186	9.1%	203	-23.6%	155	-34.2%	102	-8.8%	93	-9.7%	84	14.3%	96	0.0%	96
	Rochester	98	8.2%	106	-10.4%	95	-8.4%	87	1.1%	88	-13.6%	76	-36.8%	48	-18.8%	39	71.8%	67	-13.4%	58
	WDNY Total Month	310	-5.5%	293	-4.1%	281	3.2%	290	-16.2%	243	-26.7%	178	-20.8%	141	-12.8%	123	32.5%	163	-5.5%	154
	WDNY Total YTD	603	-2.8%	586	-2.9%	569	-1.6%	560	-5.7%	528	-39.2%	321	-16.5%	268	-4.1%	257	28.8%	331	8.5%	359
Mar.	Buffalo	255	9.0%	278	-7.2%	258	6.6%	275	-21.8%	215	-29.8%	151	-12.6%	132	4.5%	138	0.0%	138	13.8%	157
	Rochester	149	-2.7%	145	0.0%	145	-17.2%	120	-3.3%	116	-37.9%	72	-9.7%	65	-23.1%	50	32.0%	66	21.2%	80
	WDNY Total Month	404	4.7%	423	-4.7%	403	-2.0%	395	-16.2%	331	-32.6%	223	-11.7%	197	-4.6%	188	8.5%	204	16.2%	237
	WDNY Total YTD	1,007	0.2%	1,009	-3.7%	972	-1.7%	955	-10.1%	859	-36.7%	544	-14.5%	465	-4.3%	445	20.2%	535	11.4%	596
Apr.	Buffalo	263	-1.1%	260	0.8%	262	4.2%	273	-64.8%	96	40.6%	135	-11.9%	119	-7.6%	110	20.0%	132	14.4%	151
	Rochester	153	-18.3%	125	14.4%	143	-2.8%	139	-60.4%	55	41.8%	78	-21.8%	61	-8.2%	56	3.6%	58	89.7%	110
	WDNY Total Month	416	-7.5%	385	5.2%	405	1.7%	412	-63.3%	151	41.1%	213	-15.5%	180	-7.8%	166	14.5%	190	37.4%	261
	WDNY Total YTD	1,423	-2.0%	1,394	-1.2%	1,377	-0.7%	1,367	-26.1%	1,010	-25.0%	757	-14.8%	645	-5.3%	611	18.7%	725	18.2%	857
May	Buffalo	243	15.6%	281	-16.0%	236	11.9%	264	-53.0%	124	1.6%	126	-17.5%	104	28.8%	134	14.2%	153	-9.8%	138
	Rochester	147	-1.4%	145	-20.7%	115	7.8%	124	-46.0%	67	3.0%	69	-13.0%	60	20.0%	72	2.8%	74	13.5%	84
	WDNY Total Month	390	9.2%	426	-17.6%	351	10.5%	388	-50.8%	191	2.1%	195	-15.9%	164	25.6%	206	10.2%	227	-2.2%	222
	WDNY Total YTD	1,813	0.4%	1,820	-5.1%	1,728	1.6%	1,755	-31.6%	1,201	-20.7%	952	-15.0%	809	1.0%	817	16.5%	952	13.3%	1,079
June	Buffalo	250	-5.2%	237	-8.4%	217	-11.1%	193	-35.8%	124	-7.3%	115	0.9%	116	-9.5%	105	3.8%	109	40.4%	153
	Rochester	138	0.7%	139	-12.2%	122	-11.5%	108	-23.1%	83	-18.1%	68	-29.4%	48	10.4%	53	20.8%	64	34.4%	86
	WDNY Total Month	388	-3.1%	376	-9.8%	339	-11.2%	301	-31.2%	207	-11.6%	183	-10.4%	164	-3.7%	158	9.5%	173	38.2%	239
	WDNY Total YTD	2,201	-0.2%	2,196	-5.9%	2,067	-0.5%	2,056	-31.5%	1,408	-19.4%	1,135	-14.3%	973	0.2%	975	15.4%	1,125	17.2%	1,318

U.S. Bankruptcy Court - Western District of New York

Historical Case Filing Report (All Chapters)

Month Ending December 31, 2025

Report #3

Page 2 of 2

		2016	% Change	2017	% Change	2018	% Change	2019	% Change	2020	% Change	2021	% Change	2022	% Change	2023	% Change	2024	% Change	2025
July	Buffalo	178	34.8%	240	-11.7%	212	9.0%	231	-33.8%	153	-13.7%	132	-29.5%	93	9.7%	102	21.6%	124	2.4%	127
	Rochester	107	5.6%	113	-8.8%	103	11.7%	115	-18.3%	94	-27.7%	68	-29.4%	48	31.3%	63	-4.8%	60	8.3%	65
	WDNY Total Month	285	23.9%	353	-10.8%	315	9.8%	346	-28.6%	247	-19.0%	200	-29.5%	141	17.0%	165	11.5%	184	4.3%	192
	WDNY Total YTD	2,486	2.5%	2,549	-6.6%	2,382	0.8%	2,402	-31.1%	1,655	-19.3%	1,335	-16.6%	1,114	2.3%	1,140	14.8%	1,309	15.4%	1,510
Aug	Buffalo	235	3.4%	243	-8.2%	223	-11.2%	198	-25.8%	147	-22.4%	114	-31.6%	78	64.1%	128	-8.6%	117	3.4%	121
	Rochester	110	10.0%	121	3.3%	125	-12.0%	110	-32.7%	74	-20.3%	59	-18.6%	48	37.5%	66	-1.5%	65	-10.8%	58
	WDNY Total Month	345	5.5%	364	-4.4%	348	-11.5%	308	-28.2%	221	-21.7%	173	-27.2%	126	54.0%	194	-6.2%	182	-1.6%	179
	WDNY Total YTD	2,831	2.9%	2,913	-6.3%	2,730	-0.7%	2,710	-30.8%	1,876	-19.6%	1,508	-17.8%	1,240	7.6%	1,334	11.8%	1,491	13.3%	1,689
Sep	Buffalo	232	13.8%	264	12.9%	298	8.1%	322	-64.0%	116	-8.6%	106	3.8%	110	29.1%	142	21.8%	173	-16.2%	145
	Rochester	115	1.7%	117	-11.1%	104	1.9%	106	-32.1%	72	-19.4%	58	3.4%	60	-16.7%	50	60.0%	80	10.0%	88
	WDNY Total Month	347	9.8%	381	5.5%	402	6.5%	428	-56.1%	188	-12.8%	164	3.7%	170	12.9%	192	31.8%	253	-7.9%	233
	WDNY Total YTD	3,178	3.7%	3,294	-4.9%	3,132	0.2%	3,138	-34.2%	2,064	-19.0%	1,672	-15.7%	1,410	8.2%	1,526	14.3%	1,744	10.2%	1,922
Oct	Buffalo	311	-13.5%	269	21.6%	327	-18.3%	267	-50.9%	131	-34.4%	86	74.4%	150	-32.0%	102	41.2%	144	-12.5%	126
	Rochester	115	3.5%	119	-2.5%	116	4.3%	121	-43.8%	68	-44.1%	38	55.3%	59	6.8%	63	46.0%	92	-22.8%	71
	WDNY Total Month	426	-8.9%	388	14.2%	443	-12.4%	388	-48.7%	199	-37.7%	124	68.5%	209	-21.1%	165	43.0%	236	-16.5%	197
	WDNY Total YTD	3,604	2.2%	3,682	-2.9%	3,575	-1.4%	3,526	-35.8%	2,263	-20.6%	1,796	-9.9%	1,619	4.4%	1,691	17.1%	1,980	7.0%	2,119
Nov	Buffalo	181	20.4%	218	-17.0%	181	6.1%	192	-44.8%	106	-16.0%	89	-1.1%	88	6.8%	94	25.5%	118	-0.8%	117
	Rochester	125	-4.0%	120	0.8%	121	-7.4%	112	-29.5%	79	-43.0%	45	24.4%	56	8.9%	61	9.8%	67	11.9%	75
	WDNY Total Month	306	10.5%	338	-10.7%	302	0.7%	304	-39.1%	185	-27.6%	134	7.5%	144	7.6%	155	19.4%	185	3.8%	192
	WDNY Total YTD	3,910	2.8%	4,020	-3.6%	3,877	-1.2%	3,830	-36.1%	2,448	-21.2%	1,930	-8.7%	1,763	4.7%	1,846	17.3%	2,165	6.7%	2,311
Dec	Buffalo	144	27.8%	184	-21.7%	144	18.1%	170	-29.4%	120	-42.5%	69	23.2%	85	-21.2%	67	67.2%	112	-15.2%	95
	Rochester	103	-11.7%	91	5.5%	96	-24.0%	73	-19.2%	59	-22.0%	46	19.6%	55	9.1%	60	-6.7%	56	30.4%	73
	WDNY Total Month	247	11.3%	275	-12.7%	240	1.3%	243	-26.3%	179	-35.8%	115	21.7%	140	-9.3%	127	32.3%	168	0.0%	168
	WDNY Total YTD	4,157	3.3%	4,295	-4.1%	4,117	-1.1%	4,073	-35.5%	2,627	-22.2%	2,045	-6.9%	1,903	3.7%	1,973	18.2%	2,333	6.3%	2,479
		2016	% Change	2017	% Change	2018	% Change	2019	% Change	2020	% Change	2021	% Change	2022	% Change	2023	% Change	2024	% Change	2025
Buffalo Total		2,688	6.6%	2,866	-4.7%	2,732	1.0%	2,760	-39.3%	1,674	-21.3%	1,317	-5.1%	1,250	2.7%	1,284	19.3%	1,532	0.4%	1,538
Rochester Total		1,469	-2.7%	1,429	-3.1%	1,385	-5.2%	1,313	-27.4%	953	-23.6%	728	-10.3%	653	5.5%	689	16.3%	801	17.5%	941
WDNY Total		4,157	3.3%	4,295	-4.1%	4,117	-1.1%	4,073	-35.5%	2,627	-22.2%	2,045	-6.9%	1,903	3.7%	1,973	18.2%	2,333	6.3%	2,479

U.S. Bankruptcy Court - Western District of New York

Caseload by Judge, Division & District

Month Ending December 31, 2025

Report #4

Page 1 of 4

		Chapter 7	Chapter 13	Chapter 11	Chapter 12/15	Cases Filed by Month	Cases Filed YTD	Adversary Cases				Case Closings		
								Pending Prior Month	New	Closed Current Month	Net Pending	Cases Closed 2024	Cases Closed 2025	% change
Jan.	Chief Judge Bucki	59	27	1	0	87	87	13*	1	0	14	130	105	-19.2%
	Judge Kaplan	0	0	0	0	0	0	4*	0	0	4	0	1	n/a
	Judge Warren(Buffalo)	16	9	0	0	25	25	0	3	0	3	32	27	-15.6%
	Judge Warren(Rochester)	61	28	4	0	93	93	13	0	0	13	47	91	93.6%
	Buffalo Total	75	36	1	0	112	112	17	4	0	21	162	133	-17.9%
	Rochester Total	61	28	4	0	93	93	13	0	0	13	47	91	93.6%
	WDNY Total	136	64	5	0	205	205	30	4	0	34	209	224	7.2%
Feb.	Chief Judge Bucki	50	18	6	0	74	161	14	6	1	19	51	74	45.1%
	Judge Kaplan	0	0	0	0	0	0	4	0	0	4	0	0	n/a
	Judge Warren(Buffalo)	14	8	0	0	22	47	3	0	0	3	19	25	31.6%
	Judge Warren(Rochester)	41	17	0	0	58	151	13	0	1	12	59	48	-18.6%
	Buffalo Total	64	26	6	0	96	208	21	6	1	26	70	99	41.4%
	Rochester Total	41	17	0	0	58	151	13	0	1	12	59	48	-18.6%
	WDNY Total	105	43	6	0	154	359	34	6	2	38	129	147	14.0%
Mar.	Chief Judge Bucki	84	44	0	0	128	289	19	7	0	26	113	90	-20.4%
	Judge Kaplan	0	0	0	0	0	0	4	0	0	4	0	1	n/a
	Judge Warren(Buffalo)	21	8	0	0	29	76	3	1	0	4	23	36	56.5%
	Judge Warren(Rochester)	50	29	1	0	80	231	12	1	2	11	71	39	-45.1%
	Buffalo Total	105	52	0	0	157	365	26	8	0	34	136	127	-6.6%
	Rochester Total	50	29	1	0	80	231	12	1	2	11	71	39	-45.1%
	WDNY Total	155	81	1	0	237	596	38	9	2	45	207	166	-19.8%
Apr.	Chief Judge Bucki	78	32	1	0	111	400	26	1	5	22	135	104	-23.0%
	Judge Kaplan	0	0	0	0	0	0	4	1	0	5	0	1	n/a
	Judge Warren(Buffalo)	30	10	0	0	40	116	4	1	2	3	30	19	-36.7%
	Judge Warren(Rochester)	84	26	0	0	110	341	11	2	4	9	57	64	12.3%
	Buffalo Total	108	42	1	0	151	516	34	3	7	30	165	124	-24.8%
	Rochester Total	84	26	0	0	110	341	11	2	4	9	57	64	12.3%
	WDNY Total	192	68	1	0	261	857	45	5	11	39	222	188	-15.3%

* values modified to correctly reflect actual cases pending

U.S. Bankruptcy Court - Western District of New York

Caseload by Judge, Division & District

Month Ending December 31, 2025

Report #4

Page 2 of 4

		Chapter 7	Chapter 13	Chapter 11	Chapter 12/15	Cases Filed by Month	Cases Filed YTD	Adversary Cases				Case Closings		
								Pending Prior Month	New	Closed Current Month	Net Pending	Cases Closed 2024	Cases Closed 2025	% change
May	Chief Judge Bucki	83	26	2	0	111	511	22	1	0	23	80	90	12.5%
	Judge Kaplan	0	0	0	0	0	0	5	0	0	5	0	1	n/a
	Judge Warren(Buffalo)	20	7	0	0	27	143	3	1	2	2	26	18	-30.8%
	Judge Warren(Rochester)	58	26	0	0	84	425	9	0	1	8	68	68	0.0%
	Buffalo Total	103	33	2	0	138	654	30	2	2	30	106	109	2.8%
	Rochester Total	58	26	0	0	84	425	9	0	1	8	68	68	0.0%
	WDNY Total	161	59	2	0	222	1,079	39	2	3	38	174	177	1.7%
June	Chief Judge Bucki	71	45	0	0	116	627	23	3	1	25	51	95	86.3%
	Judge Kaplan	0	0	0	0	0	0	5	0	0	5	0	0	n/a
	Judge Warren(Buffalo)	27	10	0	0	37	180	2	0	0	2	21	34	61.9%
	Judge Warren(Rochester)	49	36	1	0	86	511	8	0	2	6	58	81	39.7%
	Buffalo Total	98	55	0	0	153	807	30	3	1	32	72	129	79.2%
	Rochester Total	49	36	1	0	86	511	8	0	2	6	58	81	39.7%
	WDNY Total	147	91	1	0	239	1,318	38	3	3	38	130	210	61.5%
July	Chief Judge Bucki	71	27	1	0	99	726	25	1	0	26	114	127	11.4%
	Judge Kaplan	0	0	0	0	0	0	5	0	0	5	0	1	n/a
	Judge Warren(Buffalo)	13	15	0	0	28	208	2	0	1	1	25	21	-16.0%
	Judge Warren(Rochester)	43	19	3	0	65	576	6	1	1	6	63	61	-3.2%
	Buffalo Total	84	42	1	0	127	934	32	1	1	32	139	149	7.2%
	Rochester Total	43	19	3	0	65	576	6	1	1	6	63	61	-3.2%
	WDNY Total	127	61	4	0	192	1,510	38	2	2	38	202	210	4.0%
Aug.	Chief Judge Bucki	60	30	0	0	90	816	26	0	1	25	91	119	30.8%
	Judge Kaplan	0	0	0	0	0	0	5	0	0	5	0	0	n/a
	Judge Warren (Buffalo)	24	7	0	0	31	239	1	0	0	1	31	47	51.6%
	Judge Warren (Rochester)	37	17	3	1	58	634	6	3	1	8	73	109	49.3%
	Buffalo Total	84	37	0	0	121	1,055	32	0	1	31	122	166	36.1%
	Rochester Total	37	17	3	1	58	634	6	3	1	8	73	109	49.3%
	WDNY Total	121	54	3	1	179	1,689	38	3	2	39	195	275	41.0%

U.S. Bankruptcy Court - Western District of New York

Caseload by Judge, Division & District

Month Ending December 31, 2025

Report #4

Page 3 of 4

		Chapter 7	Chapter 13	Chapter 11	Chapter 12/15	Cases Filed by Month	Cases Filed YTD	Adversary Cases				Case Closings		
								Pending Prior Month	New	Closed Current Month	Net Pending	Cases Closed 2024	Cases Closed 2025	% change
Sep.	Chief Judge Bucki	80	40	1	0	121	937	25	0	3	22	102	137	34.3%
	Judge Kaplan	0	0	0	0	0	0	5	0	0	5	0	0	n/a
	Judge Warren(Buffalo)	13	11	0	0	24	263	1	1	1	1	36	36	0.0%
	Judge Warren(Rochester)	48	40	0	0	88	722	8	0	0	8	69	78	13.0%
	Buffalo Total	93	51	1	0	145	1,200	31	1	4	28	138	173	25.4%
	Rochester Total	48	40	0	0	88	722	8	0	0	8	69	78	13.0%
	WDNY Total	141	91	1	0	233	1,922	39	1	4	36	207	251	21.3%
Oct.	Chief Judge Bucki	75	31	0	0	106	1,043	22	2	0	24	98	128	30.6%
	Judge Kaplan	0	0	0	0	0	0	5	0	0	5	1	0	-100.0%
	Judge Warren (Buffalo)	7	13	0	0	20	283	1	0	0	1	28	47	67.9%
	Judge Warren (Rochester)	43	28	0	0	71	793	8	1	1	8	61	65	6.6%
	Buffalo Total	82	44	0	0	126	1,326	28	2	0	30	127	175	37.8%
	Rochester Total	43	28	0	0	71	793	8	1	1	8	61	65	6.6%
	WDNY Total	125	72	0	0	197	2,119	36	3	1	38	188	240	27.7%
Nov.	Chief Judge Bucki	47	34	1	0	82	1,125	24	2	3	23	71	50	-29.6%
	Judge Kaplan	0	0	0	0	0	0	5	0	3	2	0	0	n/a
	Judge Warren (Buffalo)	23	12	0	0	35	318	1	1	0	2	15	10	-33.3%
	Judge Warren (Rochester)	39	35	0	1	75	868	8	2	2	8	56	50	-10.7%
	Buffalo Total	70	46	1	0	117	1,443	30	3	6	27	86	60	-30.2%
	Rochester Total	39	35	0	1	75	868	8	2	2	8	56	50	-10.7%
	WDNY Total	109	81	1	1	192	2,311	38	5	8	35	142	110	-22.5%
Dec.	Chief Judge Bucki	41	29	0	0	70	1,195	23	2	1	24	111	121	9.0%
	Judge Kaplan	0	0	0	0	0	0	2	0	0	2	0	0	n/a
	Judge Warren (Buffalo)	17	8	0	0	25	343	2	0	1	1	32	42	31.3%
	Judge Warren (Rochester)	46	27	0	0	73	941	8	0	2	6	74	52	-29.7%
	Buffalo Total	58	37	0	0	95	1,538	27	2	2	27	143	163	14.0%
	Rochester Total	46	27	0	0	73	941	8	0	2	6	74	52	-29.7%
	WDNY Total	104	64	0	0	168	2,479	35	2	4	33	217	215	-0.9%

U.S. Bankruptcy Court - Western District of New York

Caseload by Judge, Division & District

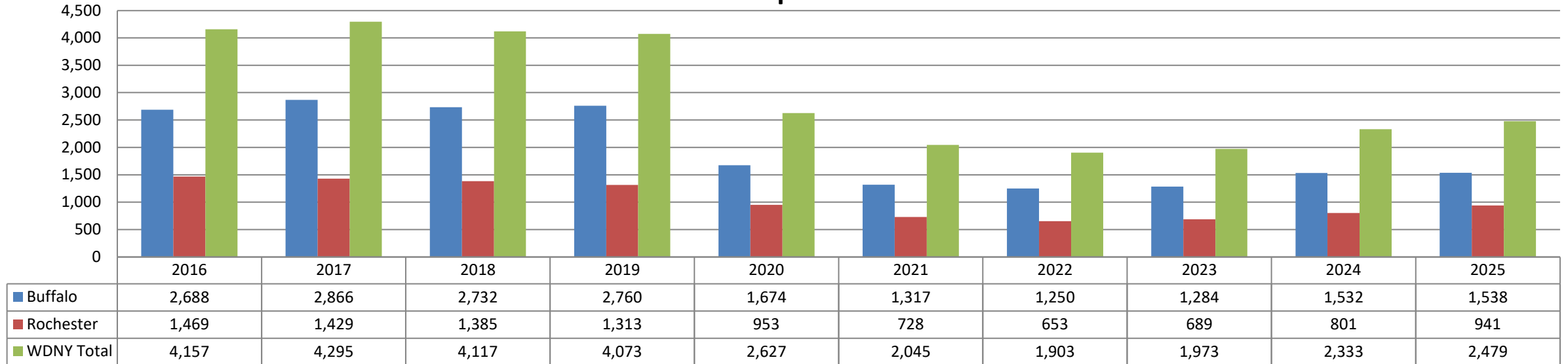
Month Ending December 31, 2025

Report # 4

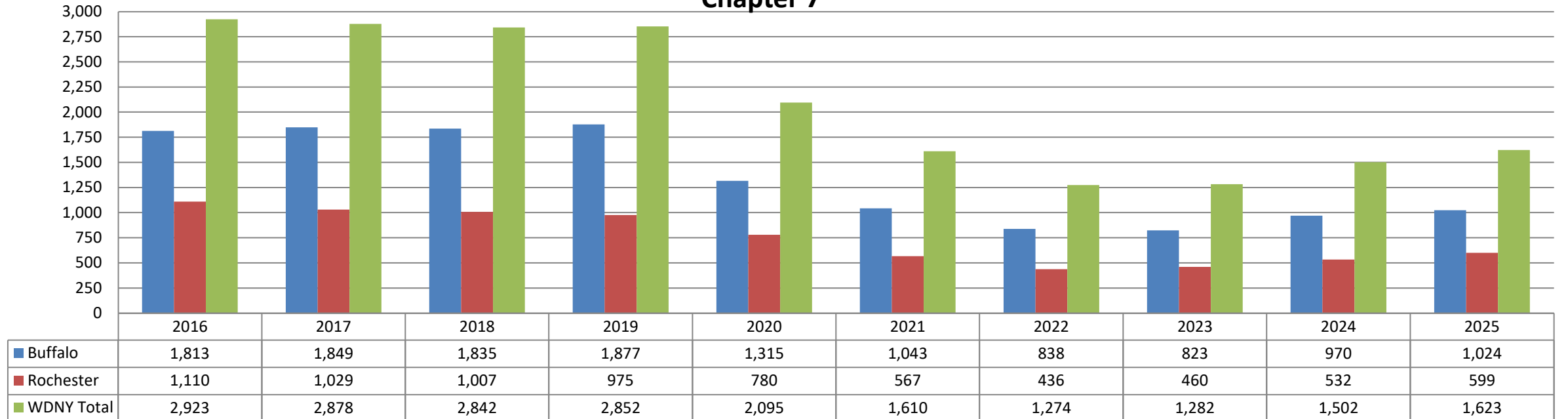
Page 4 of 4

Year to Date	Chapter 7	Chapter 13	Chapter 11	Chapter 12 & 15	YTD Totals All Chapters	Adversary Cases YTD			Case Closings YTD		
						New	Closed	Net Pending	Cases Closed 2024	Cases Closed 2025	% change
Chief Judge Bucki YTD	799	383	13	0	1,195	26	15	24	1,147	1,240	8.1%
Judge Kaplan YTD	0	0	0	0	0	1	3	2	1	5	n/a
Judge Warren (Buff & Roch) YTD	824	446	12	2	1,284	18	24	7	1,074	1,168	8.8%
Judge Warren (Buffalo) YTD	225	118	0	0	343	8	7	1	318	362	13.8%
Judge Warren (Rochester) YTD	599	328	12	2	941	10	17	6	756	806	6.6%
Buffalo Total YTD	1,024	501	13	0	1,538	35	25	27	1,466	1,607	9.6%
Rochester Total YTD	599	328	12	2	941	10	17	6	756	806	6.6%
WDNY Totals YTD	1,623	829	25	2	2,479	45	42	33	2,222	2,413	8.6%

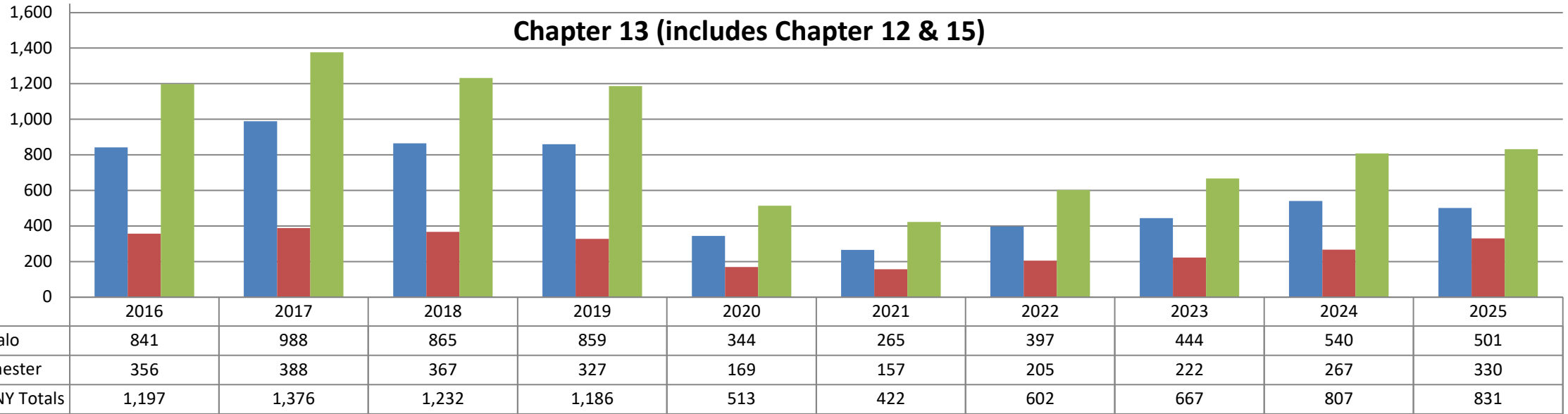
All Chapters



Chapter 7



Chapter 13 (includes Chapter 12 & 15)



Chapter 11

