

U.S. Bankruptcy Court - Western District of New York																Report # 1	
Case Filing Report																Page 1 of 1	
Month Ending February 28, 2017																	
		Cases Filed 2016	Cases Filed 2017	% change same month	% change YTD	Chapter 7				Chapter 13				Chapter 11	Ch 12 & 15		
						¹ Non-Bus.	² Business	³ Other	Total Ch. 7	¹ Non-Bus.	² Business	³ Other	Total Ch.13				
Jan.	Buffalo	184	205	11.4%	11.4%	130	8	1	139	64	1	0	65	0	1		
	Rochester	109	88	-19.3%	-19.3%	52	5	0	57	30	0	0	30	1	0		
	WDNY Total Month	293	293	0.0%	0.0%	182	13	1	196	94	1	0	95	1	1		
	WDNY Total YTD	293	293			182	13	1	196	94	1	0	95	1	1		
Feb.	Buffalo	212	187	-11.8%	-1.0%	120	3	1	124	60	0	0	60	2	1		
	Rochester	98	106	8.2%	-6.3%	72	4	2	78	25	1	1	27	1	0		
	WDNY Total Month	310	293	-5.5%	-2.8%	192	7	3	202	85	1	1	87	3	1		
	WDNY Total YTD	603	586			374	20	4	398	179	2	1	182	4	2		
Year to Date		Cases Filed 2016	Cases Filed 2017	% change		Chapter 7 YTD				Chapter 13 YTD				Chapter 11 YTD	Chapter 12 & 15 YTD		
						¹ Non-Bus.	² Business	³ Other	Total Ch. 7	¹ Non-Bus.	² Business	³ Other	Total Ch.13				
Buffalo YTD		396	392	-1.0%		250	11	2	263	124	1	0	125	2	2		
Rochester YTD		207	194	-6.3%		124	9	2	135	55	1	1	57	2	0		
WDNY YTD		603	586	-2.8%		374	20	4	398	179	2	1	182	4	2		

¹ Primary "Nature of Debt" is consumer debt.
 ² Primary "Nature of Debt" is business debt.
 ³ Primary "Nature of Debt" is other.

U.S. Bankruptcy Court - Western District of New York
Case Filings by County
Month Ending February 28, 2017

Report # 2
Page 1 of 1

Counties in Buffalo Division	Jan.	Feb.	March	April	May	June	July	Aug.	Sept.	Oct.	Nov.	Dec.	County Totals 2017 YTD	% chg from 2016 YTD
(Olean) Allegany	4	9											13	18.2%
(Olean) Cattaraugus	9	10											19	-5.0%
Chautauqua	12	18											30	-3.2%
Erie	133	112											245	-6.1%
(Batavia) Genesee	7	2											9	50.0%
Niagara	35	31											66	11.9%
(Batavia) Orleans	4	1											5	25.0%
(Batavia) Wyoming	1	4											5	25.0%
2017 Totals	205	187	0	0	0	0	0	0	0	0	0	0	392	-1.0%
Counties in Rochester Division	Jan.	Feb.	March	April	May	June	July	Aug.	Sept.	Oct.	Nov.	Dec.	County Totals 2017 YTD	% chg from 2016 YTD
(WG) Chemung	4	12											16	-5.9%
Livingston	1	6											7	-12.5%
Monroe	55	57											112	-11.8%
Ontario	7	9											16	-5.9%
(WG) Schuyler	3	0											3	50.0%
Seneca	1	3											4	-20.0%
(WG) Steuben	5	9											14	-12.5%
Wayne	12	6											18	50.0%
Yates	0	4											4	33.3%
2017 Totals	88	106	0	0	0	0	0	0	0	0	0	0	194	-6.3%
WDNY Combined Totals	293	293	0	0	0	0	0	0	0	0	0	0	586	-2.8%

U.S. Bankruptcy Court - Western District of New York
Historical Case Filing Report (All Chapters)

Report # 3
Page 1 of 2

Month Ending February 28, 2017

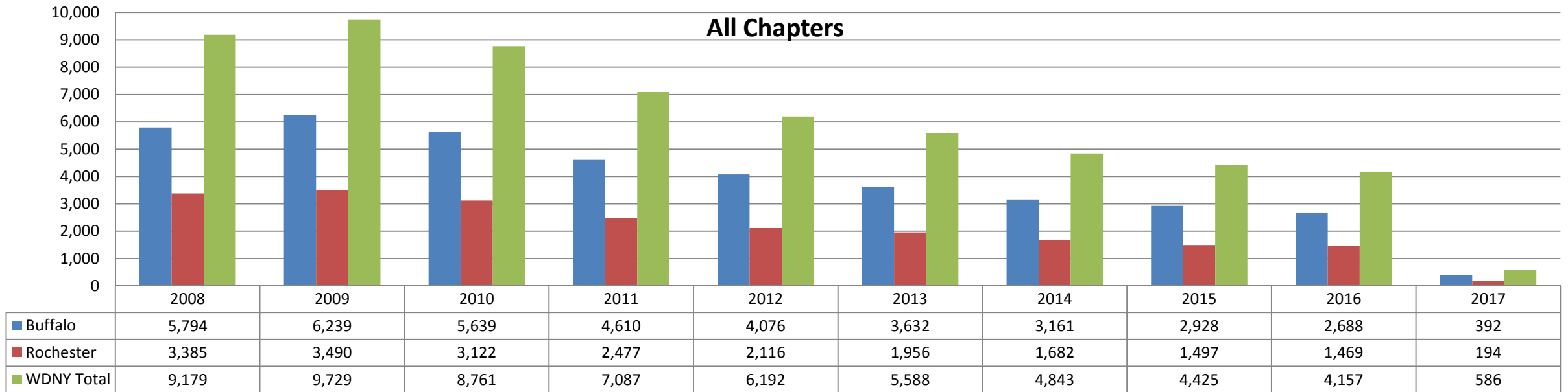
		2008	% Change	2009	% Change	2010	% Change	2011	% Change	2012	% Change	2013	% Change	2014	% Change	2015	% Change	2016	% Change	2017
Jan.	Buffalo	419	-8.8%	382	-8.4%	350	-19.7%	281	-3.2%	272	-7.4%	252	-4.0%	242	-22.7%	188	-2.1%	184	11.4%	205
	Rochester	230	-0.9%	228	-16.7%	190	-19.5%	153	-0.7%	152	17.8%	179	-25.1%	134	-1.5%	131	-16.8%	109	-19.3%	88
	WDNY Total Month	649	-6.0%	610	-11.5%	540	-19.6%	434	-2.3%	424	1.7%	431	-12.8%	376	-15.2%	319	-8.2%	293	0.0%	293
	WDNY Total YTD	649	-6.0%	610	-11.5%	540	-19.6%	434	-2.3%	424	1.7%	431	-12.8%	376	-15.2%	319	-8.2%	293	0.0%	293
Feb.	Buffalo	425	-5.9%	400	-8.0%	368	-0.8%	365	-3.8%	351	-22.2%	273	-15.4%	231	-20.3%	184	15.2%	212	-11.8%	187
	Rochester	262	-11.1%	233	-15.0%	198	-1.0%	196	-6.6%	183	-19.1%	148	-29.7%	104	-28.8%	74	32.4%	98	8.2%	106
	WDNY Total Month	687	-7.9%	633	-10.6%	566	-0.9%	561	-4.8%	534	-21.2%	421	-20.4%	335	-23.0%	258	20.2%	310	-5.5%	293
	WDNY Total YTD	1,336	-7.0%	1,243	-11.0%	1,106	-10.0%	995	-3.7%	958	-11.1%	852	-16.5%	711	-18.8%	577	4.5%	603	-2.8%	586
Mar.	Buffalo	518	8.5%	562	10.1%	619	-22.5%	480	-12.7%	419	-5.5%	396	-20.7%	314	-4.5%	300	-15.0%	255		
	Rochester	286	25.2%	358	-7.5%	331	-11.8%	292	-18.8%	237	-27.4%	172	0.0%	172	-23.8%	131	13.7%	149		
	WDNY Total Month	804	14.4%	920	3.3%	950	-18.7%	772	-15.0%	656	-13.4%	568	-14.4%	486	-11.3%	431	-6.3%	404		
	WDNY Total YTD	2,140	1.1%	2,163	-4.9%	2,056	-14.1%	1,767	-8.7%	1,614	-12.0%	1,420	-15.7%	1,197	-15.8%	1,008	-0.1%	1,007		
Apr.	Buffalo	569	13.5%	646	-17.3%	534	-7.5%	494	-25.3%	369	-10.3%	331	-0.9%	328	-5.2%	311	-15.4%	263		
	Rochester	315	9.5%	345	0.0%	345	-28.4%	247	-10.5%	221	-10.0%	199	-19.1%	161	8.7%	175	-12.6%	153		
	WDNY Total Month	884	12.1%	991	-11.3%	879	-15.7%	741	-20.4%	590	-10.2%	530	-7.7%	489	-0.6%	486	-14.4%	416		
	WDNY Total YTD	3,024	4.3%	3,154	-6.9%	2,935	-14.5%	2,508	-12.1%	2,204	-11.5%	1,950	-13.5%	1,686	-11.4%	1,494	-4.8%	1,423		
May	Buffalo	523	1.9%	533	10.7%	590	-30.7%	409	3.2%	422	-20.1%	337	-15.4%	285	0.7%	287	-15.3%	243		
	Rochester	286	11.2%	318	-0.9%	315	-31.4%	216	-0.9%	214	-4.2%	205	-15.1%	174	-18.4%	142	3.5%	147		
	WDNY Total Month	809	5.2%	851	6.3%	905	-30.9%	625	1.8%	636	-14.8%	542	-15.3%	459	-6.5%	429	-9.1%	390		
	WDNY Total YTD	3,833	4.5%	4,005	-4.1%	3,840	-18.4%	3,133	-9.4%	2,840	-12.3%	2,492	-13.9%	2,145	-10.3%	1,923	-5.7%	1,813		
June	Buffalo	487	21.6%	592	-7.6%	547	-21.9%	427	-14.8%	364	-11.3%	323	-15.5%	273	-12.5%	239	4.6%	250		
	Rochester	302	-1.0%	299	-5.0%	284	-13.4%	246	-36.6%	156	4.5%	163	-22.7%	126	5.6%	133	3.8%	138		
	WDNY Total Month	789	12.9%	891	-6.7%	831	-19.0%	673	-22.7%	520	-6.5%	486	-17.9%	399	-6.8%	372	4.3%	388		
	WDNY Total YTD	4,622	5.9%	4,896	-4.6%	4,671	-18.5%	3,806	-11.7%	3,360	-11.4%	2,978	-14.6%	2,544	-9.8%	2,295	-4.1%	2,201		

		2008	% Change	2009	% Change	2010	% Change	2011	% Change	2012	% Change	2013	% Change	2014	% Change	2015	% Change	2016	% Change	2017
July	Buffalo	521	9.4%	570	-15.1%	484	-33.5%	322	1.9%	328	-13.7%	283	-17.3%	234	9.4%	257	-30.7%	178		
	Rochester	324	-11.4%	287	-13.6%	248	-23.8%	189	-5.8%	178	8.4%	193	-26.9%	141	-2.8%	137	-21.9%	107		
	WDNY Total Month	845	1.4%	857	-14.6%	732	-30.2%	511	-1.0%	506	-5.9%	476	-21.2%	375	4.8%	394	-27.7%	285		
	WDNY Total YTD	5,467	5.2%	5,753	-6.1%	5,403	-20.1%	4,317	-10.4%	3,866	-10.7%	3,454	-15.5%	2,919	-7.9%	2,689	-7.5%	2,486		
Aug	Buffalo	474	16.0%	550	-15.5%	465	-16.6%	388	-7.2%	360	-15.6%	304	-23.4%	233	-8.2%	214	9.8%	235		
	Rochester	329	-12.5%	288	-1.4%	284	-25.0%	213	-16.0%	179	-20.7%	142	-1.4%	140	-10.7%	126	-12.7%	110		
	WDNY Total Month	803	4.4%	838	-10.6%	749	-19.8%	601	-10.3%	539	-17.3%	446	-16.4%	373	-9.1%	340	1.5%	345		
	WDNY Total YTD	6,270	5.1%	6,591	-6.6%	6,153	-20.1%	4,919	-10.4%	4,405	-11.5%	3,900	-15.6%	3,292	-8.0%	3,029	-6.5%	2,831		
Sep	Buffalo	511	-7.0%	475	-5.7%	448	-6.3%	420	-39.0%	256	13.3%	290	-2.1%	284	0.0%	284	-18.3%	232		
	Rochester	294	-2.7%	286	-9.4%	259	-29.7%	182	-26.4%	134	15.7%	155	-12.9%	135	-20.0%	108	6.5%	115		
	WDNY Total Month	805	-5.5%	761	-7.1%	707	-14.9%	602	-35.2%	390	14.1%	445	-5.8%	419	-6.4%	392	-11.5%	347		
	WDNY Total YTD	7,075	3.9%	7,352	-6.7%	6,860	-19.5%	5,522	-13.2%	4,795	-9.4%	4,345	-14.6%	3,711	-7.9%	3,421	-7.1%	3,178		
Oct	Buffalo	533	11.4%	594	-21.2%	468	-22.6%	362	13.3%	410	-4.6%	391	-24.0%	297	-11.8%	262	18.7%	311		
	Rochester	323	0.0%	323	-21.7%	253	-32.0%	172	-5.8%	162	-14.2%	139	-12.9%	121	9.9%	133	-13.5%	115		
	WDNY Total Month	856	7.1%	917	-21.4%	721	-25.9%	534	7.1%	572	-7.3%	530	-21.1%	418	-5.5%	395	7.8%	426		
	WDNY Total YTD	7,931	4.3%	8,269	-8.3%	7,581	-20.1%	6,055	-11.4%	5,367	-9.2%	4,875	-15.3%	4,129	-7.6%	3,816	-5.6%	3,604		
Nov	Buffalo	383	29.0%	494	-13.0%	430	-22.3%	334	-20.7%	265	-10.9%	236	-2.5%	230	-7.4%	213	-15.0%	181		
	Rochester	243	17.7%	286	-25.2%	214	-7.9%	197	-18.8%	160	-16.3%	134	-5.2%	127	0.0%	127	-1.6%	125		
	WDNY Total Month	626	24.6%	780	-17.4%	644	-17.5%	531	-20.0%	425	-12.9%	370	-3.5%	357	-4.8%	340	-10.0%	306		
	WDNY Total YTD	8,557	5.7%	9,049	-9.1%	8,225	-19.9%	6,585	-12.0%	5,792	-9.4%	5,245	-14.5%	4,486	-7.4%	4,156	-5.9%	3,910		
Dec	Buffalo	385	14.3%	440	-23.6%	336	-2.4%	328	-20.7%	260	-16.9%	216	-2.8%	210	-10.5%	189	-23.8%	144		
	Rochester	237	1.3%	240	-16.3%	201	-13.4%	174	-19.5%	140	-9.3%	127	15.7%	147	-45.6%	80	28.8%	103		
	WDNY Total Month	622	9.3%	680	-21.0%	537	-6.5%	502	-20.3%	400	-14.3%	343	4.1%	357	-24.9%	269	-8.2%	247		
	WDNY Total YTD	9,179	6.0%	9,729	-9.9%	8,762	-19.1%	7,087	-12.6%	6,192	-9.8%	5,588	-13.3%	4,843	-8.7%	4,425	-6.1%	4,157		
		2008	% Change	2009	% Change	2010	% Change	2011	% Change	2012	% Change	2013	% Change	2014	% Change	2015	% Change	2016	% Change	2017
Buffalo Total		5,748	8.5%	6,238	-9.6%	5,639	-18.2%	4,610	-11.6%	4,076	-10.9%	3,632	-13.0%	3,161	-7.4%	2,928	-8.2%	2,688		
Rochester Total		3,431	1.7%	3,491	-10.6%	3,122	-20.7%	2,477	-14.6%	2,116	-7.6%	1,956	-14.0%	1,682	-11.0%	1,497	-1.9%	1,469		
WDNY Total		9,179	6.0%	9,729	-9.9%	8,761	-19.1%	7,087	-12.6%	6,192	-9.8%	5,588	-13.3%	4,843	-8.6%	4,425	-6.1%	4,157		

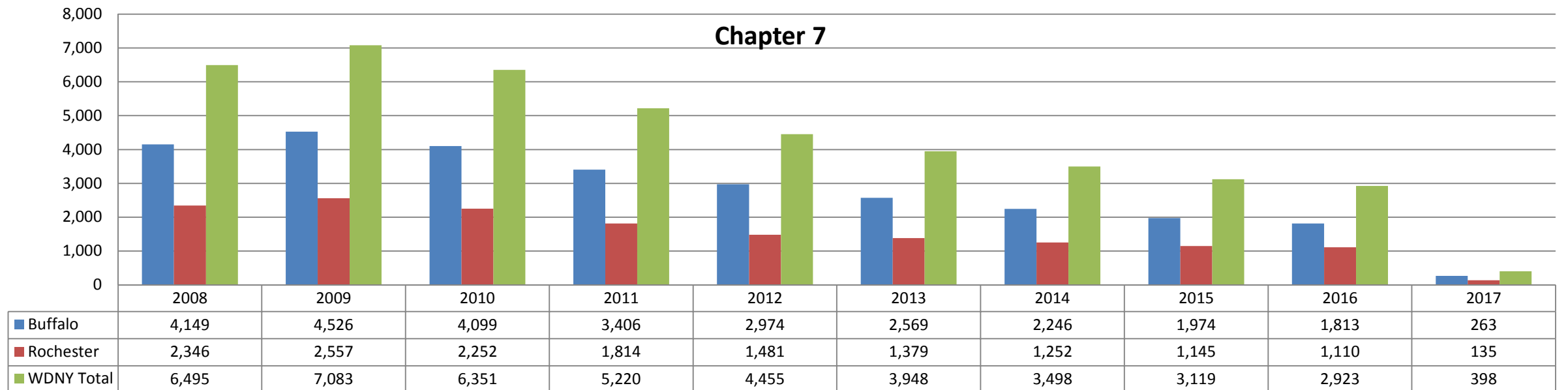
		Chapter 7	Chapter 13	Chapter 11	Chapter 12/15	Cases Filed by Month	Cases Filed YTD		Adversary Cases					Case Closings		
									Pending Prior Month	New	Closed Current Month	Net Pending		Cases Closed 2016	Cases Closed 2017	% change
Jan.	Chief Judge Bucki	59	40	0	1	100	100		35	3	10	28		163	131	-19.6%
	Judge Kaplan	80	25	0	0	105	105		114	0	10	104		116	131	12.9%
	Judge Warren	57	30	1	0	88	88		11	1	1	11		97	129	33.0%
	Buffalo Total	139	65	0	1	205	205		149	3	20	132		279	262	-6.1%
	Rochester Total	57	30	1	0	88	88		11	1	1	11		97	129	33.0%
	WDNY Total	196	95	1	1	293	293		160	4	21	143		376	391	4.0%
Feb.	Chief Judge Bucki	80	21	1	1	103	203		28	2	1	29		116	125	7.8%
	Judge Kaplan	44	39	1	0	84	189		104	1	2	103		149	104	-30.2%
	Judge Warren	78	27	1	0	106	194		11	1	0	12		200	120	-40.0%
	Buffalo Total	124	60	2	1	187	392		132	3	3	132		265	229	-13.6%
	Rochester Total	78	27	1	0	106	194		11	1	0	12		200	120	-40.0%
	WDNY Total	202	87	3	1	293	586		143	4	3	144		465	349	-24.9%

Year to Date	Chapter 7	Chapter 13	Chapter 11	Chapter 12 & 15	YTD Totals All Chapters		Adversary Cases YTD				Case Closings YTD		
							New	Closed	Net Pending		Cases Closed 2016	Cases Closed 2017	% change
Chief Judge Bucki YTD	139	61	1	2	203		5	11	29		279	256	-8.2%
Judge Kaplan YTD	124	64	1	0	189		1	12	103		265	235	-11.3%
Judge Warren YTD	135	57	2	0	194		2	1	12		297	249	-16.2%
Buffalo Total YTD	263	125	2	2	392		6	23	132		544	491	-9.7%
Rochester Total YTD	135	57	2	0	194		2	1	12		297	249	-16.2%
WDNY Totals YTD	398	182	4	2	586		8	24	144		841	740	-12.0%

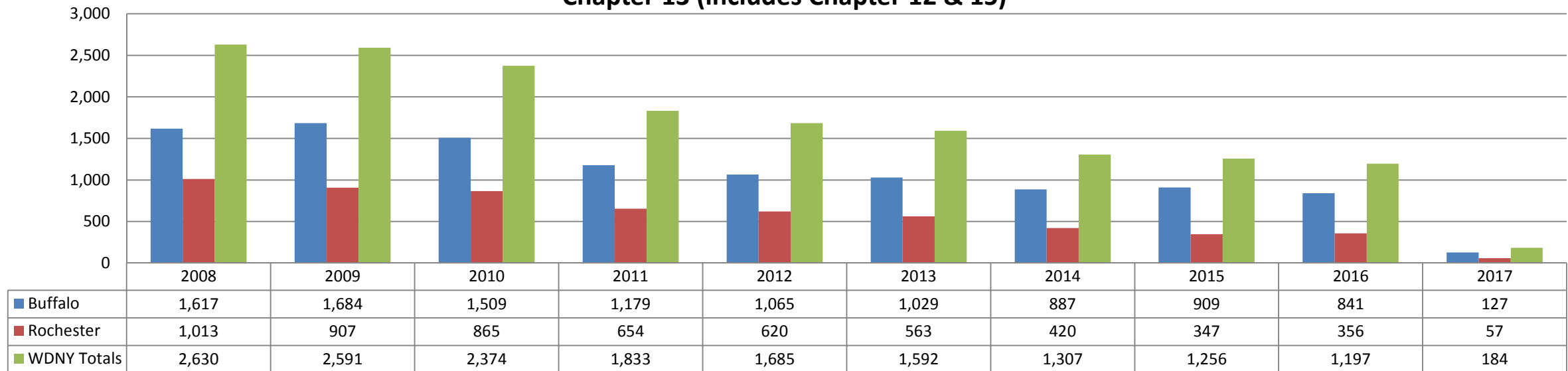
All Chapters



Chapter 7



Chapter 13 (includes Chapter 12 & 15)



Chapter 11

