

Month Ending February 29, 2024

		Cases Filed 2023	Cases Filed 2024	% change same month	% change YTD	Chapter 7				Chapter 13				Chapter 11	Ch 12 & 15
						<sup>1</sup> Non-Bus.	<sup>2</sup> Business	<sup>3</sup> Other	Total Ch. 7	<sup>1</sup> Non-Bus.	<sup>2</sup> Business	<sup>3</sup> Other	Total Ch.13		
Jan.	Buffalo	78	116	48.7%	48.7%	70	1	0	71	44	0	0	44	1	0
	Rochester	56	52	-7.1%	-7.1%	35	2	0	37	15	0	0	15	0	0
	WDNY Total Month	134	168	25.4%	25.4%	105	3	0	108	59	0	0	59	1	0
	WDNY Total YTD	134	168			105	3	0	108	59	0	0	59	1	0
Feb.	Buffalo	84	96	14.3%	30.9%	56	1	0	57	34	0	0	34	5	0
	Rochester	39	67	71.8%	25.3%	43	2	1	46	20	1	0	21	0	0
	WDNY Total Month	123	163	32.5%	28.8%	99	3	1	103	54	1	0	55	5	0
	WDNY Total YTD	257	331			204	6	1	211	113	1	0	114	6	0
Year to Date	Cases Filed 2023	Cases Filed 2024	% change	Chapter 7 YTD				Chapter 13 YTD				Chapter 11 YTD	Chapter 12 & 15 YTD		
				<sup>1</sup> Non-Bus.	<sup>2</sup> Business	<sup>3</sup> Other	Total Ch. 7	<sup>1</sup> Non-Bus.	<sup>2</sup> Business	<sup>3</sup> Other	Total Ch.13				
	Buffalo YTD	162	212	30.9%	126	2	0	128	78	0	0	78	6	0	
	Rochester YTD	95	119	25.3%	78	4	1	83	35	1	0	36	0	0	
WDNY YTD	257	331	28.8%	204	6	1	211	113	1	0	114	6	0		

<sup>1</sup> Primary "Nature of Debt" is consumer debt.

<sup>2</sup> Primary "Nature of Debt" is business debt.

<sup>3</sup> Primary "Nature of Debt" is other.

Counties in Buffalo Division	Jan.	Feb.	March	April	May	June	July	Aug.	Sept.	Oct.	Nov.	Dec.	County Totals 2024 YTD	% chg from 2023 YTD
(Olean) Allegany	0	2											2	-50.0%
(Olean) Cattaraugus	5	2											7	40.0%
Chautauqua	13	6											19	137.5%
Erie	64	62											126	15.6%
(Batavia) Genesee	3	8											11	175.0%
Niagara	21	14											35	45.8%
(Batavia) Orleans	7	1											8	166.7%
(Batavia) Wyoming	3	1											4	-20.0%
Out of County	0	0											0	
<b>2024 Totals</b>	<b>116</b>	<b>96</b>	<b>0</b>	<b>0</b>	<b>0</b>	<b>0</b>	<b>0</b>	<b>0</b>	<b>0</b>	<b>0</b>	<b>0</b>	<b>0</b>	<b>212</b>	<b>30.9%</b>

Counties in Rochester Division	Jan.	Feb.	March	April	May	June	July	Aug.	Sept.	Oct.	Nov.	Dec.	County Totals 2024 YTD	% chg from 2023 YTD
(WG) Chemung	4	2											6	50.0%
Livingston	3	1											4	100.0%
Monroe	34	44											78	11.4%
Ontario	4	7											11	120.0%
(WG) Schuyler	0	1											1	0.0%
Seneca	2	2											4	300.0%
(WG) Steuben	0	3											3	-50.0%
Wayne	5	7											12	140.0%
Yates	0	0											0	-100.0%
Out of County	0	0											0	
<b>2024 Totals</b>	<b>52</b>	<b>67</b>	<b>0</b>	<b>0</b>	<b>0</b>	<b>0</b>	<b>0</b>	<b>0</b>	<b>0</b>	<b>0</b>	<b>0</b>	<b>0</b>	<b>119</b>	<b>25.3%</b>

<b>WDNY Combined Totals</b>	<b>168</b>	<b>163</b>	<b>0</b>	<b>0</b>	<b>0</b>	<b>0</b>	<b>0</b>	<b>0</b>	<b>0</b>	<b>0</b>	<b>0</b>	<b>0</b>	<b>331</b>	<b>28.8%</b>
-----------------------------	------------	------------	----------	----------	----------	----------	----------	----------	----------	----------	----------	----------	------------	--------------

U.S. Bankruptcy Court - Western District of New York

Historical Case Filing Report (All Chapters)

Month Ending February 29, 2024

Report #3

Page 1 of 2

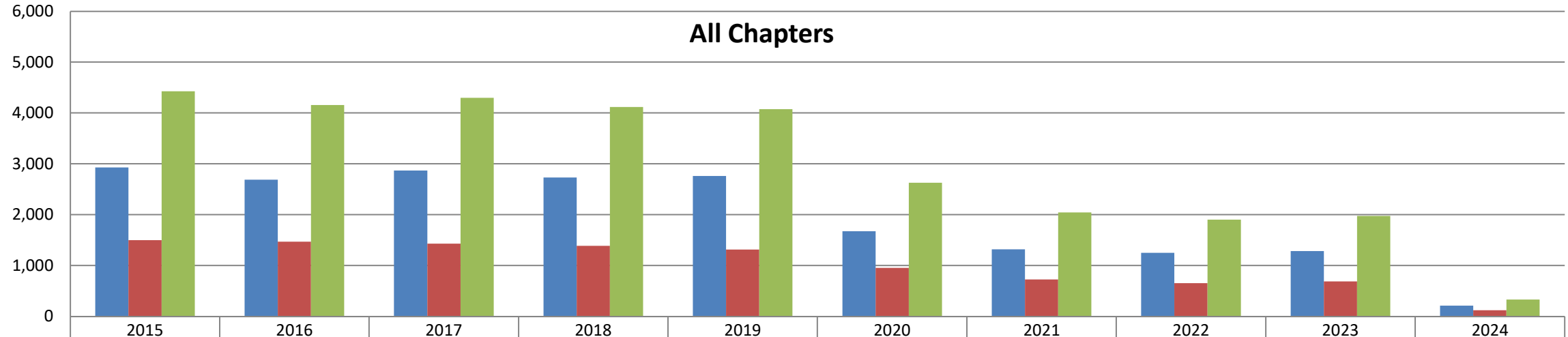
		2015	% Change	2016	% Change	2017	% Change	2018	% Change	2019	% Change	2020	% Change	2021	% Change	2022	% Change	2023	% Change	2024
Jan.	Buffalo	188	-2.1%	184	11.4%	205	-8.3%	188	-8.5%	172	8.7%	187	-50.8%	92	-10.9%	82	-4.9%	78	48.7%	116
	Rochester	131	-16.8%	109	-19.3%	88	13.6%	100	-2.0%	98	0.0%	98	-48.0%	51	-11.8%	45	24.4%	56	-7.1%	52
	WDNY Total Month	319	-8.2%	293	0.0%	293	-1.7%	288	-6.3%	270	5.6%	285	-49.8%	143	-11.2%	127	5.5%	134	25.4%	168
	WDNY Total YTD	319	-8.2%	293	0.0%	293	-1.7%	288	-6.3%	270	5.6%	285	-49.8%	143	-11.2%	127	5.5%	134	25.4%	168
Feb.	Buffalo	184	15.2%	212	-11.8%	187	-0.5%	186	9.1%	203	-23.6%	155	-34.2%	102	-8.8%	93	-9.7%	84	14.3%	96
	Rochester	74	32.4%	98	8.2%	106	-10.4%	95	-8.4%	87	1.1%	88	-13.6%	76	-36.8%	48	-18.8%	39	71.8%	67
	WDNY Total Month	258	20.2%	310	-5.5%	293	-4.1%	281	3.2%	290	-16.2%	243	-26.7%	178	-20.8%	141	-12.8%	123	32.5%	163
	WDNY Total YTD	577	4.5%	603	-2.8%	586	-2.9%	569	-1.6%	560	-5.7%	528	-39.2%	321	-16.5%	268	-4.1%	257	28.8%	331
Mar.	Buffalo	300	-15.0%	255	9.0%	278	-7.2%	258	6.6%	275	-21.8%	215	-29.8%	151	-12.6%	132	4.5%	138		
	Rochester	131	13.7%	149	-2.7%	145	0.0%	145	-17.2%	120	-3.3%	116	-37.9%	72	-9.7%	65	-23.1%	50		
	WDNY Total Month	431	-6.3%	404	4.7%	423	-4.7%	403	-2.0%	395	-16.2%	331	-32.6%	223	-11.7%	197	-4.6%	188		
	WDNY Total YTD	1,008	-0.1%	1,007	0.2%	1,009	-3.7%	972	-1.7%	955	-10.1%	859	-36.7%	544	-14.5%	465	-4.3%	445		
Apr.	Buffalo	311	-15.4%	263	-1.1%	260	0.8%	262	4.2%	273	-64.8%	96	40.6%	135	-11.9%	119	-7.6%	110		
	Rochester	175	-12.6%	153	-18.3%	125	14.4%	143	-2.8%	139	-60.4%	55	41.8%	78	-21.8%	61	-8.2%	56		
	WDNY Total Month	486	-14.4%	416	-7.5%	385	5.2%	405	1.7%	412	-63.3%	151	41.1%	213	-15.5%	180	-7.8%	166		
	WDNY Total YTD	1,494	-4.8%	1,423	-2.0%	1,394	-1.2%	1,377	-0.7%	1,367	-26.1%	1,010	-25.0%	757	-14.8%	645	-5.3%	611		
May	Buffalo	287	-15.3%	243	15.6%	281	-16.0%	236	11.9%	264	-53.0%	124	1.6%	126	-17.5%	104	28.8%	134		
	Rochester	142	3.5%	147	-1.4%	145	-20.7%	115	7.8%	124	-46.0%	67	3.0%	69	-13.0%	60	20.0%	72		
	WDNY Total Month	429	-9.1%	390	9.2%	426	-17.6%	351	10.5%	388	-50.8%	191	2.1%	195	-15.9%	164	25.6%	206		
	WDNY Total YTD	1,923	-5.7%	1,813	0.4%	1,820	-5.1%	1,728	1.6%	1,755	-31.6%	1,201	-20.7%	952	-15.0%	809	1.0%	817		
June	Buffalo	239	4.6%	250	-5.2%	237	-8.4%	217	-11.1%	193	-35.8%	124	-7.3%	115	0.9%	116	-9.5%	105		
	Rochester	133	3.8%	138	0.7%	139	-12.2%	122	-11.5%	108	-23.1%	83	-18.1%	68	-29.4%	48	10.4%	53		
	WDNY Total Month	372	4.3%	388	-3.1%	376	-9.8%	339	-11.2%	301	-31.2%	207	-11.6%	183	-10.4%	164	-3.7%	158		
	WDNY Total YTD	2,295	-4.1%	2,201	-0.2%	2,196	-5.9%	2,067	-0.5%	2,056	-31.5%	1,408	-19.4%	1,135	-14.3%	973	0.2%	975		

U.S. Bankruptcy Court - Western District of New York  
 Historical Case Filing Report (All Chapters)  
 Month Ending February 29, 2024

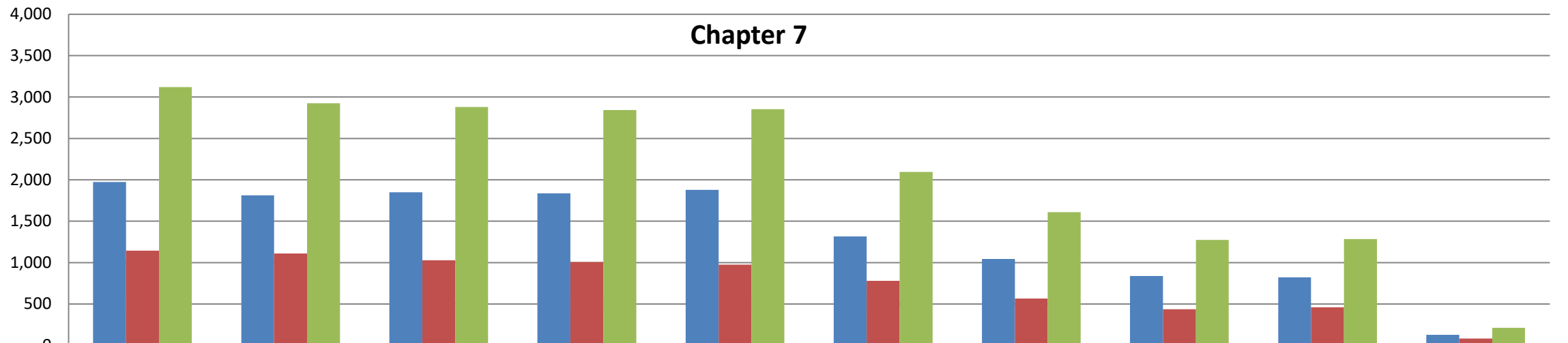
		2015	% Change	2016	% Change	2017	% Change	2018	% Change	2019	% Change	2020	% Change	2021	% Change	2022	% Change	2023	% Change	2024
July	Buffalo	257	-30.7%	178	34.8%	240	-11.7%	212	9.0%	231	-33.8%	153	-13.7%	132	-29.5%	93	9.7%	102		
	Rochester	137	-21.9%	107	5.6%	113	-8.8%	103	11.7%	115	-18.3%	94	-27.7%	68	-29.4%	48	31.3%	63		
	WDNY Total Month	394	-27.7%	285	23.9%	353	-10.8%	315	9.8%	346	-28.6%	247	-19.0%	200	-29.5%	141	17.0%	165		
	WDNY Total YTD	2,689	-7.5%	2,486	2.5%	2,549	-6.6%	2,382	0.8%	2,402	-31.1%	1,655	-19.3%	1,335	-16.6%	1,114	2.3%	1,140		
Aug	Buffalo	214	9.8%	235	3.4%	243	-8.2%	223	-11.2%	198	-25.8%	147	-22.4%	114	-31.6%	78	64.1%	128		
	Rochester	126	-12.7%	110	10.0%	121	3.3%	125	-12.0%	110	-32.7%	74	-20.3%	59	-18.6%	48	37.5%	66		
	WDNY Total Month	340	1.5%	345	5.5%	364	-4.4%	348	-11.5%	308	-28.2%	221	-21.7%	173	-27.2%	126	54.0%	194		
	WDNY Total YTD	3,029	-6.5%	2,831	2.9%	2,913	-6.3%	2,730	-0.7%	2,710	-30.8%	1,876	-19.6%	1,508	-17.8%	1,240	7.6%	1,334		
Sep	Buffalo	284	-18.3%	232	13.8%	264	12.9%	298	8.1%	322	-64.0%	116	-8.6%	106	3.8%	110	29.1%	142		
	Rochester	108	6.5%	115	1.7%	117	-11.1%	104	1.9%	106	-32.1%	72	-19.4%	58	3.4%	60	-16.7%	50		
	WDNY Total Month	392	-11.5%	347	9.8%	381	5.5%	402	6.5%	428	-56.1%	188	-12.8%	164	3.7%	170	12.9%	192		
	WDNY Total YTD	3,421	-7.1%	3,178	3.7%	3,294	-4.9%	3,132	0.2%	3,138	-34.2%	2,064	-19.0%	1,672	-15.7%	1,410	8.2%	1,526		
Oct	Buffalo	262	18.7%	311	-13.5%	269	21.6%	327	-18.3%	267	-50.9%	131	-34.4%	86	74.4%	150	-32.0%	102		
	Rochester	133	-13.5%	115	3.5%	119	-2.5%	116	4.3%	121	-43.8%	68	-44.1%	38	55.3%	59	6.8%	63		
	WDNY Total Month	395	7.8%	426	-8.9%	388	14.2%	443	-12.4%	388	-48.7%	199	-37.7%	124	68.5%	209	-21.1%	165		
	WDNY Total YTD	3,816	-5.6%	3,604	2.2%	3,682	-2.9%	3,575	-1.4%	3,526	-35.8%	2,263	-20.6%	1,796	-9.9%	1,619	4.4%	1,691		
Nov	Buffalo	213	-15.0%	181	20.4%	218	-17.0%	181	6.1%	192	-44.8%	106	-16.0%	89	-1.1%	88	6.8%	94		
	Rochester	127	-1.6%	125	-4.0%	120	0.8%	121	-7.4%	112	-29.5%	79	-43.0%	45	24.4%	56	8.9%	61		
	WDNY Total Month	340	-10.0%	306	10.5%	338	-10.7%	302	0.7%	304	-39.1%	185	-27.6%	134	7.5%	144	7.6%	155		
	WDNY Total YTD	4,156	-5.9%	3,910	2.8%	4,020	-3.6%	3,877	-1.2%	3,830	-36.1%	2,448	-21.2%	1,930	-8.7%	1,763	4.7%	1,846		
Dec	Buffalo	189	-23.8%	144	27.8%	184	-21.7%	144	18.1%	170	-29.4%	120	-42.5%	69	23.2%	85	-21.2%	67		
	Rochester	80	28.8%	103	-11.7%	91	5.5%	96	-24.0%	73	-19.2%	59	-22.0%	46	19.6%	55	9.1%	60		
	WDNY Total Month	269	-8.2%	247	11.3%	275	-12.7%	240	1.3%	243	-26.3%	179	-35.8%	115	21.7%	140	-9.3%	127		
	WDNY Total YTD	4,425	-6.1%	4,157	3.3%	4,295	-4.1%	4,117	-1.1%	4,073	-35.5%	2,627	-22.2%	2,045	-6.9%	1,903	3.7%	1,973		
		<b>2015</b>	<b>% Change</b>	<b>2016</b>	<b>% Change</b>	<b>2017</b>	<b>% Change</b>	<b>2018</b>	<b>% Change</b>	<b>2019</b>	<b>% Change</b>	<b>2020</b>	<b>% Change</b>	<b>2021</b>	<b>% Change</b>	<b>2022</b>	<b>% Change</b>	<b>2023</b>	<b>% Change</b>	<b>2024</b>
<b>Buffalo Total</b>		2,928	-8.2%	2,688	6.6%	2,866	-4.7%	2,732	1.0%	2,760	-39.3%	1,674	-21.3%	1,317	-5.1%	1,250	2.7%	1,284		
<b>Rochester Total</b>		1,497	-1.9%	1,469	-2.7%	1,429	-3.1%	1,385	-5.2%	1,313	-27.4%	953	-23.6%	728	-10.3%	653	5.5%	689		
<b>WDNY Total</b>		4,425	-6.1%	4,157	3.3%	4,295	-4.1%	4,117	-1.1%	4,073	-35.5%	2,627	-22.2%	2,045	-6.9%	1,903	3.7%	1,973		

		Chapter 7	Chapter 13	Chapter 11	Chapter 12/15	Cases Filed by Month	Cases Filed YTD	Adversary Cases				Case Closings		
								Pending Prior Month	New	Closed Current Month	Net Pending	Cases Closed 2023	Cases Closed 2024	% change
Jan.	Chief Judge Bucki	48	33	1	0	82	82	13	1	2	12	117	130	11.1%
	Judge Kaplan	0	0	0	0	0	0	11	0	0	11	1	0	-100.0%
	Judge Warren(Buffalo)	23	11	0	0	34	34	0	0	0	0	29	32	10.3%
	Judge Warren(Rochester)	37	15	0	0	52	52	12	2	3	11	62	47	-24.2%
	Buffalo Total	71	44	1	0	116	116	24	3	5	23	147	162	10.2%
	Rochester Total	37	15	0	0	52	52	12	2	3	11	62	47	-24.2%
	<b>WDNY Total</b>	<b>108</b>	<b>59</b>	<b>1</b>	<b>0</b>	<b>168</b>	<b>168</b>	<b>36</b>	<b>5</b>	<b>8</b>	<b>34</b>	<b>209</b>	<b>209</b>	0.0%
Feb.	Chief Judge Bucki	42	25	5	0	72	154	12	1	0	13	78	51	-34.6%
	Judge Kaplan	0	0	0	0	0	0	11	0	0	11	0	0	n/a
	Judge Warren(Buffalo)	15	9	0	0	24	58	0	0	0	0	15	19	26.7%
	Judge Warren(Rochester)	46	21	0	0	67	119	11	1	1	11	55	59	7.3%
	Buffalo Total	57	34	5	0	96	212	23	2	1	24	93	70	-24.7%
	Rochester Total	46	21	0	0	67	119	11	1	1	11	55	59	7.3%
	<b>WDNY Total</b>	<b>103</b>	<b>55</b>	<b>5</b>	<b>0</b>	<b>163</b>	<b>331</b>	<b>34</b>	<b>3</b>	<b>2</b>	<b>35</b>	<b>148</b>	<b>129</b>	-12.8%

Year to Date	Chapter 7	Chapter 13	Chapter 11	Chapter 12 & 15	YTD Totals All Chapters	Adversary Cases YTD			Case Closings YTD		
						New	Closed	Net Pending	Cases Closed 2023	Cases Closed 2024	% change
Chief Judge Bucki YTD	90	58	6	0	154	2	2	13	195	181	-7.2%
Judge Kaplan YTD	0	0	0	0	0	0	0	11	1	0	-100.0%
Judge Warren (Buff & Roch) YTD	121	56	0	0	177	3	4	11	161	157	-2.5%
Judge Warren (Buffalo) YTD	38	20	0	0	58	0	0	0	44	51	15.9%
Judge Warren (Rochester) YTD	83	36	0	0	119	3	4	11	117	106	-9.4%
<b>Buffalo Total YTD</b>	<b>128</b>	<b>78</b>	<b>6</b>	<b>0</b>	<b>212</b>	<b>5</b>	<b>6</b>	<b>24</b>	<b>240</b>	<b>232</b>	-3.3%
<b>Rochester Total YTD</b>	<b>83</b>	<b>36</b>	<b>0</b>	<b>0</b>	<b>119</b>	<b>3</b>	<b>4</b>	<b>11</b>	<b>117</b>	<b>106</b>	-9.4%
<b>WDNY Totals YTD</b>	<b>211</b>	<b>114</b>	<b>6</b>	<b>0</b>	<b>331</b>	<b>8</b>	<b>10</b>	<b>35</b>	<b>357</b>	<b>338</b>	-5.3%

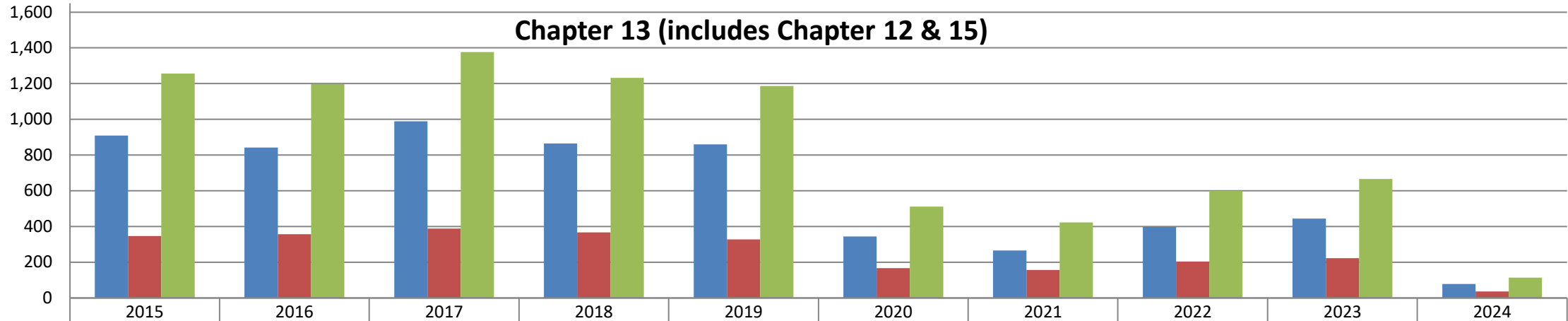


	2015	2016	2017	2018	2019	2020	2021	2022	2023	2024
■ Buffalo	2,928	2,688	2,866	2,732	2,760	1,674	1,317	1,250	1,284	212
■ Rochester	1,497	1,469	1,429	1,385	1,313	953	728	653	689	119
■ WDNY Total	4,425	4,157	4,295	4,117	4,073	2,627	2,045	1,903	1,973	331



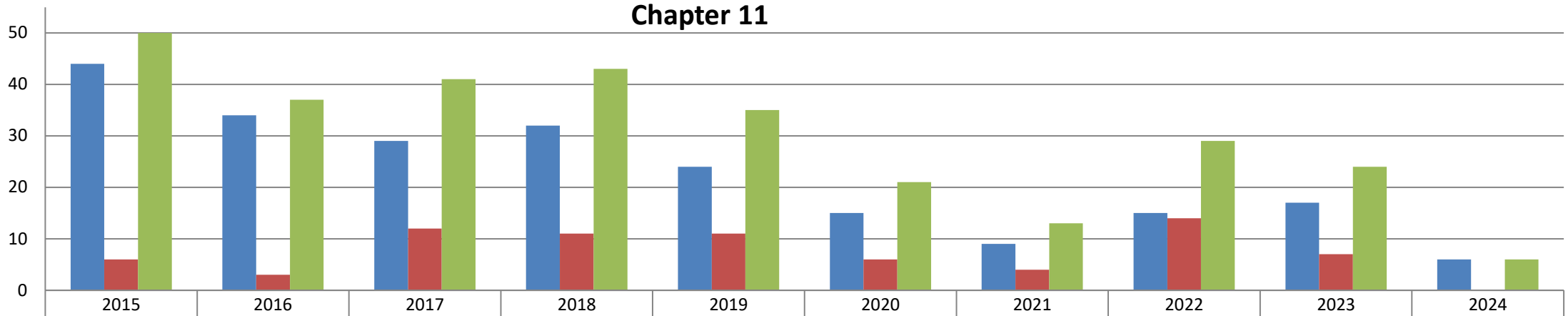
	2015	2016	2017	2018	2019	2020	2021	2022	2023	2024
■ Buffalo	1,974	1,813	1,849	1,835	1,877	1,315	1,043	838	823	128
■ Rochester	1,145	1,110	1,029	1,007	975	780	567	436	460	83
■ WDNY Total	3,119	2,923	2,878	2,842	2,852	2,095	1,610	1,274	1,283	211

### Chapter 13 (includes Chapter 12 & 15)



	2015	2016	2017	2018	2019	2020	2021	2022	2023	2024
■ Buffalo	909	841	988	865	859	344	265	397	444	78
■ Rochester	347	356	388	367	327	167	157	203	222	36
■ WDNY Totals	1,256	1,197	1,376	1,232	1,186	511	422	600	666	114

### Chapter 11



	2015	2016	2017	2018	2019	2020	2021	2022	2023	2024
■ Buffalo	44	34	29	32	24	15	9	15	17	6
■ Rochester	6	3	12	11	11	6	4	14	7	0
■ WDNY Totals	50	37	41	43	35	21	13	29	24	6