

		Cases Filed 2023	Cases Filed 2024	% change same month	% change YTD	Chapter 7				Chapter 13				Chapter 11	Ch 12 & 15
						<sup>1</sup> Non-Bus.	<sup>2</sup> Business	<sup>3</sup> Other	Total Ch. 7	<sup>1</sup> Non-Bus.	<sup>2</sup> Business	<sup>3</sup> Other	Total Ch.13		
Jan.	Buffalo	78	116	48.7%	48.7%	70	1	0	71	44	0	0	44	1	0
	Rochester	56	52	-7.1%	-7.1%	35	2	0	37	15	0	0	15	0	0
	WDNY Total Month	134	168	25.4%	25.4%	105	3	0	108	59	0	0	59	1	0
	WDNY Total YTD	134	168			105	3	0	108	59	0	0	59	1	0
Feb.	Buffalo	84	96	14.3%	30.9%	56	1	0	57	34	0	0	34	5	0
	Rochester	39	67	71.8%	25.3%	43	2	1	46	20	1	0	21	0	0
	WDNY Total Month	123	163	32.5%	28.8%	99	3	1	103	54	1	0	55	5	0
	WDNY Total YTD	257	331			204	6	1	211	113	1	0	114	6	0
Mar.	Buffalo	138	138	0.0%	16.7%	99	0	0	99	35	2	0	37	2	0
	Rochester	50	66	32.0%	27.6%	39	1	0	40	24	1	0	25	1	0
	WDNY Total Month	188	204	8.5%	20.2%	138	1	0	139	59	3	0	62	3	0
	WDNY Total YTD	445	535			342	7	1	350	172	4	0	176	9	0
Apr.	Buffalo	110	132	20.0%	17.6%	86	5	0	91	39	1	0	40	1	0
	Rochester	56	58	3.6%	20.9%	37	1	0	38	19	0	1	20	0	0
	WDNY Total Month	166	190	14.5%	18.7%	123	6	0	129	58	1	1	60	1	0
	WDNY Total YTD	611	725			465	13	1	479	230	5	1	236	10	0
May	Buffalo	134	153	14.2%	16.7%	100	4	1	105	44	1	0	45	2	1
	Rochester	72	74	2.8%	16.1%	53	4	0	57	16	0	0	16	0	1
	WDNY Total Month	206	227	10.2%	16.5%	153	8	1	162	60	1	0	61	2	2
	WDNY Total YTD	817	952			618	21	2	641	290	6	1	297	12	2
June	Buffalo	105	109	3.8%	14.6%	69	2	0	71	37	0	0	37	1	0
	Rochester	53	64	20.8%	16.9%	40	3	1	44	19	1	0	20	0	0
	WDNY Total Month	158	173	9.5%	15.4%	109	5	1	115	56	1	0	57	1	0
	WDNY Total YTD	975	1,125			727	26	3	756	346	7	1	354	13	2

<sup>1</sup> Primary "Nature of Debt" is consumer debt.

<sup>2</sup> Primary "Nature of Debt" is business debt.

<sup>3</sup> Primary "Nature of Debt" is other.

U.S. Bankruptcy Court - Western District of New York

Case Filing Report

Month Ending June 30, 2024

Report # 1

Page 2 of 2

Year to Date	Cases Filed 2023	Cases Filed 2024	% change	Chapter 7 YTD				Chapter 13 YTD				Chapter 11 YTD	Chapter 12 & 15 YTD
				<sup>1</sup> Non-Bus.	<sup>2</sup> Business	<sup>3</sup> Other	Total Ch. 7	<sup>1</sup> Non-Bus.	<sup>2</sup> Business	<sup>3</sup> Other	Total Ch.13		
Buffalo YTD	649	744	14.6%	480	13	1	494	233	4	0	237	12	1
Rochester YTD	326	381	16.9%	247	13	2	262	113	3	1	117	1	1
<b>WDNY YTD</b>	<b>975</b>	<b>1,125</b>	15.4%	<b>727</b>	<b>26</b>	<b>3</b>	<b>756</b>	<b>346</b>	<b>7</b>	<b>1</b>	<b>354</b>	<b>13</b>	<b>2</b>

<sup>1</sup> Primary "Nature of Debt" is consumer debt.

<sup>2</sup> Primary "Nature of Debt" is business debt.

<sup>3</sup> Primary "Nature of Debt" is other.

U.S. Bankruptcy Court - Western District of New York  
Case Filings by County  
Month Ending June 30, 2024

Report # 2  
Page 1 of 1

Counties in Buffalo Division	Jan.	Feb.	March	April	May	June	July	Aug.	Sept.	Oct.	Nov.	Dec.	County Totals 2024 YTD	% chg from 2023 YTD
(Olean) Allegany	0	2	1	2	3	2							10	-23.1%
(Olean) Cattaraugus	5	2	5	6	6	3							27	17.4%
Chautauqua	13	6	16	12	10	6							63	43.2%
Erie	64	62	92	89	98	67							472	17.1%
(Batavia) Genesee	3	8	3	3	6	2							25	8.7%
Niagara	21	14	13	15	25	22							110	-3.5%
(Batavia) Orleans	7	1	4	1	4	1							18	28.6%
(Batavia) Wyoming	3	1	4	4	1	5							18	20.0%
Out of County	0	0	0	0	0	1							1	
<b>2024 Totals</b>	<b>116</b>	<b>96</b>	<b>138</b>	<b>132</b>	<b>153</b>	<b>109</b>	<b>0</b>	<b>0</b>	<b>0</b>	<b>0</b>	<b>0</b>	<b>0</b>	<b>744</b>	14.6%

Counties in Rochester Division	Jan.	Feb.	March	April	May	June	July	Aug.	Sept.	Oct.	Nov.	Dec.	County Totals 2024 YTD	% chg from 2023 YTD
(WG) Chemung	4	2	4	0	5	7							22	10.0%
Livingston	3	1	1	2	2	2							11	-8.3%
Monroe	34	44	44	43	46	38							249	18.6%
Ontario	4	7	4	2	9	8							34	41.7%
(WG) Schuyler	0	1	1	0	1	1							4	-55.6%
Seneca	2	2	1	2	1	0							8	-11.1%
(WG) Steuben	0	3	4	6	5	1							19	-9.5%
Wayne	5	7	6	2	5	5							30	57.9%
Yates	0	0	1	1	0	2							4	100.0%
Out of County	0	0	0	0	0	0							0	
<b>2024 Totals</b>	<b>52</b>	<b>67</b>	<b>66</b>	<b>58</b>	<b>74</b>	<b>64</b>	<b>0</b>	<b>0</b>	<b>0</b>	<b>0</b>	<b>0</b>	<b>0</b>	<b>381</b>	16.9%

<b>WDNY Combined Totals</b>	<b>168</b>	<b>163</b>	<b>204</b>	<b>190</b>	<b>227</b>	<b>173</b>	<b>0</b>	<b>0</b>	<b>0</b>	<b>0</b>	<b>0</b>	<b>0</b>	<b>1,125</b>	15.4%
-----------------------------	------------	------------	------------	------------	------------	------------	----------	----------	----------	----------	----------	----------	--------------	-------

U.S. Bankruptcy Court - Western District of New York

Historical Case Filing Report (All Chapters)

Month Ending June 30, 2024

Report #3

Page 1 of 2

		2015	% Change	2016	% Change	2017	% Change	2018	% Change	2019	% Change	2020	% Change	2021	% Change	2022	% Change	2023	% Change	2024
Jan.	Buffalo	188	-2.1%	184	11.4%	205	-8.3%	188	-8.5%	172	8.7%	187	-50.8%	92	-10.9%	82	-4.9%	78	48.7%	116
	Rochester	131	-16.8%	109	-19.3%	88	13.6%	100	-2.0%	98	0.0%	98	-48.0%	51	-11.8%	45	24.4%	56	-7.1%	52
	WDNY Total Month	319	-8.2%	293	0.0%	293	-1.7%	288	-6.3%	270	5.6%	285	-49.8%	143	-11.2%	127	5.5%	134	25.4%	168
	<b>WDNY Total YTD</b>	<b>319</b>	<b>-8.2%</b>	<b>293</b>	<b>0.0%</b>	<b>293</b>	<b>-1.7%</b>	<b>288</b>	<b>-6.3%</b>	<b>270</b>	<b>5.6%</b>	<b>285</b>	<b>-49.8%</b>	<b>143</b>	<b>-11.2%</b>	<b>127</b>	<b>5.5%</b>	<b>134</b>	<b>25.4%</b>	<b>168</b>
Feb.	Buffalo	184	15.2%	212	-11.8%	187	-0.5%	186	9.1%	203	-23.6%	155	-34.2%	102	-8.8%	93	-9.7%	84	14.3%	96
	Rochester	74	32.4%	98	8.2%	106	-10.4%	95	-8.4%	87	1.1%	88	-13.6%	76	-36.8%	48	-18.8%	39	71.8%	67
	WDNY Total Month	258	20.2%	310	-5.5%	293	-4.1%	281	3.2%	290	-16.2%	243	-26.7%	178	-20.8%	141	-12.8%	123	32.5%	163
	<b>WDNY Total YTD</b>	<b>577</b>	<b>4.5%</b>	<b>603</b>	<b>-2.8%</b>	<b>586</b>	<b>-2.9%</b>	<b>569</b>	<b>-1.6%</b>	<b>560</b>	<b>-5.7%</b>	<b>528</b>	<b>-39.2%</b>	<b>321</b>	<b>-16.5%</b>	<b>268</b>	<b>-4.1%</b>	<b>257</b>	<b>28.8%</b>	<b>331</b>
Mar.	Buffalo	300	-15.0%	255	9.0%	278	-7.2%	258	6.6%	275	-21.8%	215	-29.8%	151	-12.6%	132	4.5%	138	0.0%	138
	Rochester	131	13.7%	149	-2.7%	145	0.0%	145	-17.2%	120	-3.3%	116	-37.9%	72	-9.7%	65	-23.1%	50	32.0%	66
	WDNY Total Month	431	-6.3%	404	4.7%	423	-4.7%	403	-2.0%	395	-16.2%	331	-32.6%	223	-11.7%	197	-4.6%	188	8.5%	204
	<b>WDNY Total YTD</b>	<b>1,008</b>	<b>-0.1%</b>	<b>1,007</b>	<b>0.2%</b>	<b>1,009</b>	<b>-3.7%</b>	<b>972</b>	<b>-1.7%</b>	<b>955</b>	<b>-10.1%</b>	<b>859</b>	<b>-36.7%</b>	<b>544</b>	<b>-14.5%</b>	<b>465</b>	<b>-4.3%</b>	<b>445</b>	<b>20.2%</b>	<b>535</b>
Apr.	Buffalo	311	-15.4%	263	-1.1%	260	0.8%	262	4.2%	273	-64.8%	96	40.6%	135	-11.9%	119	-7.6%	110	20.0%	132
	Rochester	175	-12.6%	153	-18.3%	125	14.4%	143	-2.8%	139	-60.4%	55	41.8%	78	-21.8%	61	-8.2%	56	3.6%	58
	WDNY Total Month	486	-14.4%	416	-7.5%	385	5.2%	405	1.7%	412	-63.3%	151	41.1%	213	-15.5%	180	-7.8%	166	14.5%	190
	<b>WDNY Total YTD</b>	<b>1,494</b>	<b>-4.8%</b>	<b>1,423</b>	<b>-2.0%</b>	<b>1,394</b>	<b>-1.2%</b>	<b>1,377</b>	<b>-0.7%</b>	<b>1,367</b>	<b>-26.1%</b>	<b>1,010</b>	<b>-25.0%</b>	<b>757</b>	<b>-14.8%</b>	<b>645</b>	<b>-5.3%</b>	<b>611</b>	<b>18.7%</b>	<b>725</b>
May	Buffalo	287	-15.3%	243	15.6%	281	-16.0%	236	11.9%	264	-53.0%	124	1.6%	126	-17.5%	104	28.8%	134	14.2%	153
	Rochester	142	3.5%	147	-1.4%	145	-20.7%	115	7.8%	124	-46.0%	67	3.0%	69	-13.0%	60	20.0%	72	2.8%	74
	WDNY Total Month	429	-9.1%	390	9.2%	426	-17.6%	351	10.5%	388	-50.8%	191	2.1%	195	-15.9%	164	25.6%	206	10.2%	227
	<b>WDNY Total YTD</b>	<b>1,923</b>	<b>-5.7%</b>	<b>1,813</b>	<b>0.4%</b>	<b>1,820</b>	<b>-5.1%</b>	<b>1,728</b>	<b>1.6%</b>	<b>1,755</b>	<b>-31.6%</b>	<b>1,201</b>	<b>-20.7%</b>	<b>952</b>	<b>-15.0%</b>	<b>809</b>	<b>1.0%</b>	<b>817</b>	<b>16.5%</b>	<b>952</b>
June	Buffalo	239	4.6%	250	-5.2%	237	-8.4%	217	-11.1%	193	-35.8%	124	-7.3%	115	0.9%	116	-9.5%	105	3.8%	109
	Rochester	133	3.8%	138	0.7%	139	-12.2%	122	-11.5%	108	-23.1%	83	-18.1%	68	-29.4%	48	10.4%	53	20.8%	64
	WDNY Total Month	372	4.3%	388	-3.1%	376	-9.8%	339	-11.2%	301	-31.2%	207	-11.6%	183	-10.4%	164	-3.7%	158	9.5%	173
	<b>WDNY Total YTD</b>	<b>2,295</b>	<b>-4.1%</b>	<b>2,201</b>	<b>-0.2%</b>	<b>2,196</b>	<b>-5.9%</b>	<b>2,067</b>	<b>-0.5%</b>	<b>2,056</b>	<b>-31.5%</b>	<b>1,408</b>	<b>-19.4%</b>	<b>1,135</b>	<b>-14.3%</b>	<b>973</b>	<b>0.2%</b>	<b>975</b>	<b>15.4%</b>	<b>1,125</b>

U.S. Bankruptcy Court - Western District of New York  
 Historical Case Filing Report (All Chapters)  
 Month Ending June 30, 2024

		2015	% Change	2016	% Change	2017	% Change	2018	% Change	2019	% Change	2020	% Change	2021	% Change	2022	% Change	2023	% Change	2024
July	Buffalo	257	-30.7%	178	34.8%	240	-11.7%	212	9.0%	231	-33.8%	153	-13.7%	132	-29.5%	93	9.7%	102		
	Rochester	137	-21.9%	107	5.6%	113	-8.8%	103	11.7%	115	-18.3%	94	-27.7%	68	-29.4%	48	31.3%	63		
	WDNY Total Month	394	-27.7%	285	23.9%	353	-10.8%	315	9.8%	346	-28.6%	247	-19.0%	200	-29.5%	141	17.0%	165		
	WDNY Total YTD	2,689	-7.5%	2,486	2.5%	2,549	-6.6%	2,382	0.8%	2,402	-31.1%	1,655	-19.3%	1,335	-16.6%	1,114	2.3%	1,140		
Aug	Buffalo	214	9.8%	235	3.4%	243	-8.2%	223	-11.2%	198	-25.8%	147	-22.4%	114	-31.6%	78	64.1%	128		
	Rochester	126	-12.7%	110	10.0%	121	3.3%	125	-12.0%	110	-32.7%	74	-20.3%	59	-18.6%	48	37.5%	66		
	WDNY Total Month	340	1.5%	345	5.5%	364	-4.4%	348	-11.5%	308	-28.2%	221	-21.7%	173	-27.2%	126	54.0%	194		
	WDNY Total YTD	3,029	-6.5%	2,831	2.9%	2,913	-6.3%	2,730	-0.7%	2,710	-30.8%	1,876	-19.6%	1,508	-17.8%	1,240	7.6%	1,334		
Sep	Buffalo	284	-18.3%	232	13.8%	264	12.9%	298	8.1%	322	-64.0%	116	-8.6%	106	3.8%	110	29.1%	142		
	Rochester	108	6.5%	115	1.7%	117	-11.1%	104	1.9%	106	-32.1%	72	-19.4%	58	3.4%	60	-16.7%	50		
	WDNY Total Month	392	-11.5%	347	9.8%	381	5.5%	402	6.5%	428	-56.1%	188	-12.8%	164	3.7%	170	12.9%	192		
	WDNY Total YTD	3,421	-7.1%	3,178	3.7%	3,294	-4.9%	3,132	0.2%	3,138	-34.2%	2,064	-19.0%	1,672	-15.7%	1,410	8.2%	1,526		
Oct	Buffalo	262	18.7%	311	-13.5%	269	21.6%	327	-18.3%	267	-50.9%	131	-34.4%	86	74.4%	150	-32.0%	102		
	Rochester	133	-13.5%	115	3.5%	119	-2.5%	116	4.3%	121	-43.8%	68	-44.1%	38	55.3%	59	6.8%	63		
	WDNY Total Month	395	7.8%	426	-8.9%	388	14.2%	443	-12.4%	388	-48.7%	199	-37.7%	124	68.5%	209	-21.1%	165		
	WDNY Total YTD	3,816	-5.6%	3,604	2.2%	3,682	-2.9%	3,575	-1.4%	3,526	-35.8%	2,263	-20.6%	1,796	-9.9%	1,619	4.4%	1,691		
Nov	Buffalo	213	-15.0%	181	20.4%	218	-17.0%	181	6.1%	192	-44.8%	106	-16.0%	89	-1.1%	88	6.8%	94		
	Rochester	127	-1.6%	125	-4.0%	120	0.8%	121	-7.4%	112	-29.5%	79	-43.0%	45	24.4%	56	8.9%	61		
	WDNY Total Month	340	-10.0%	306	10.5%	338	-10.7%	302	0.7%	304	-39.1%	185	-27.6%	134	7.5%	144	7.6%	155		
	WDNY Total YTD	4,156	-5.9%	3,910	2.8%	4,020	-3.6%	3,877	-1.2%	3,830	-36.1%	2,448	-21.2%	1,930	-8.7%	1,763	4.7%	1,846		
Dec	Buffalo	189	-23.8%	144	27.8%	184	-21.7%	144	18.1%	170	-29.4%	120	-42.5%	69	23.2%	85	-21.2%	67		
	Rochester	80	28.8%	103	-11.7%	91	5.5%	96	-24.0%	73	-19.2%	59	-22.0%	46	19.6%	55	9.1%	60		
	WDNY Total Month	269	-8.2%	247	11.3%	275	-12.7%	240	1.3%	243	-26.3%	179	-35.8%	115	21.7%	140	-9.3%	127		
	WDNY Total YTD	4,425	-6.1%	4,157	3.3%	4,295	-4.1%	4,117	-1.1%	4,073	-35.5%	2,627	-22.2%	2,045	-6.9%	1,903	3.7%	1,973		
		<b>2015</b>	<b>% Change</b>	<b>2016</b>	<b>% Change</b>	<b>2017</b>	<b>% Change</b>	<b>2018</b>	<b>% Change</b>	<b>2019</b>	<b>% Change</b>	<b>2020</b>	<b>% Change</b>	<b>2021</b>	<b>% Change</b>	<b>2022</b>	<b>% Change</b>	<b>2023</b>	<b>% Change</b>	<b>2024</b>
<b>Buffalo Total</b>		2,928	-8.2%	2,688	6.6%	2,866	-4.7%	2,732	1.0%	2,760	-39.3%	1,674	-21.3%	1,317	-5.1%	1,250	2.7%	1,284		
<b>Rochester Total</b>		1,497	-1.9%	1,469	-2.7%	1,429	-3.1%	1,385	-5.2%	1,313	-27.4%	953	-23.6%	728	-10.3%	653	5.5%	689		
<b>WDNY Total</b>		4,425	-6.1%	4,157	3.3%	4,295	-4.1%	4,117	-1.1%	4,073	-35.5%	2,627	-22.2%	2,045	-6.9%	1,903	3.7%	1,973		

U.S. Bankruptcy Court - Western District of New York

Caseload by Judge, Division & District

Month Ending June 30, 2024

Report #4

Page 1 of 2

		Chapter 7	Chapter 13	Chapter 11	Chapter 12/15	Cases Filed by Month	Cases Filed YTD	Adversary Cases				Case Closings		
								Pending Prior Month	New	Closed Current Month	Net Pending	Cases Closed 2023	Cases Closed 2024	% change
Jan.	Chief Judge Bucki	48	33	1	0	82	82	13	1	2	12	117	130	11.1%
	Judge Kaplan	0	0	0	0	0	0	11	0	0	11	1	0	-100.0%
	Judge Warren(Buffalo)	23	11	0	0	34	34	0	0	0	0	29	32	10.3%
	Judge Warren(Rochester)	37	15	0	0	52	52	12	2	3	11	62	47	-24.2%
	Buffalo Total	71	44	1	0	116	116	24	3	5	23	147	162	10.2%
	Rochester Total	37	15	0	0	52	52	12	2	3	11	62	47	-24.2%
	<b>WDNY Total</b>	<b>108</b>	<b>59</b>	<b>1</b>	<b>0</b>	<b>168</b>	<b>168</b>	<b>36</b>	<b>5</b>	<b>8</b>	<b>34</b>	<b>209</b>	<b>209</b>	0.0%
Feb.	Chief Judge Bucki	42	25	5	0	72	154	12	1	0	13	78	51	-34.6%
	Judge Kaplan	0	0	0	0	0	0	11	0	0	11	0	0	n/a
	Judge Warren(Buffalo)	15	9	0	0	24	58	0	0	0	0	15	19	26.7%
	Judge Warren(Rochester)	46	21	0	0	67	119	11	1	1	11	55	59	7.3%
	Buffalo Total	57	34	5	0	96	212	23	2	1	24	93	70	-24.7%
	Rochester Total	46	21	0	0	67	119	11	1	1	11	55	59	7.3%
	<b>WDNY Total</b>	<b>103</b>	<b>55</b>	<b>5</b>	<b>0</b>	<b>163</b>	<b>331</b>	<b>34</b>	<b>3</b>	<b>2</b>	<b>35</b>	<b>148</b>	<b>129</b>	-12.8%
Mar.	Chief Judge Bucki	82	29	2	0	113	267	13	0	2	11	89	113	27.0%
	Judge Kaplan	0	0	0	0	0	0	11	0	0	11	1	0	-100.0%
	Judge Warren(Buffalo)	17	8	0	0	25	83	0	0	0	0	46	23	-50.0%
	Judge Warren(Rochester)	40	25	1	0	66	185	11	0	1	10	80	71	-11.3%
	Buffalo Total	99	37	2	0	138	350	24	0	2	22	136	136	0.0%
	Rochester Total	40	25	1	0	66	185	11	0	1	10	80	71	-11.3%
	<b>WDNY Total</b>	<b>139</b>	<b>62</b>	<b>3</b>	<b>0</b>	<b>204</b>	<b>535</b>	<b>35</b>	<b>0</b>	<b>3</b>	<b>32</b>	<b>216</b>	<b>207</b>	-4.2%
Apr.	Chief Judge Bucki	74	33	1	0	108	375	11	1	0	12	84	135	60.7%
	Judge Kaplan	0	0	0	0	0	0	11	0	0	11	1	0	-100.0%
	Judge Warren(Buffalo)	17	7	0	0	24	107	0	0	0	0	16	30	87.5%
	Judge Warren(Rochester)	38	20	0	0	58	243	10	1	1	10	61	57	-6.6%
	Buffalo Total	91	40	1	0	132	482	22	2	1	23	101	165	63.4%
	Rochester Total	38	20	0	0	58	243	10	1	1	10	61	57	-6.6%
	<b>WDNY Total</b>	<b>129</b>	<b>60</b>	<b>1</b>	<b>0</b>	<b>190</b>	<b>725</b>	<b>32</b>	<b>3</b>	<b>2</b>	<b>33</b>	<b>162</b>	<b>222</b>	37.0%

U.S. Bankruptcy Court - Western District of New York

Caseload by Judge, Division & District

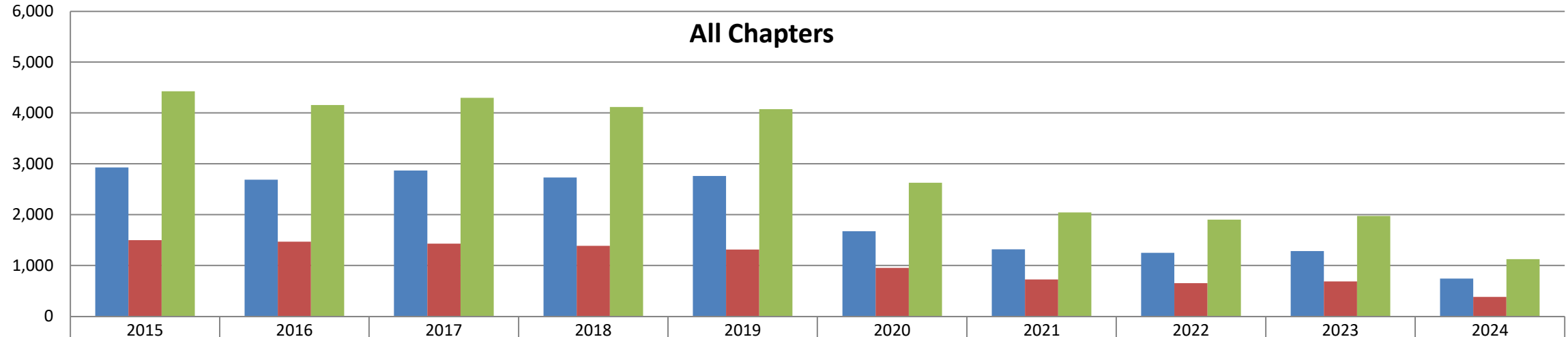
Month Ending June 30, 2024

Report # 4

Page 2 of 2

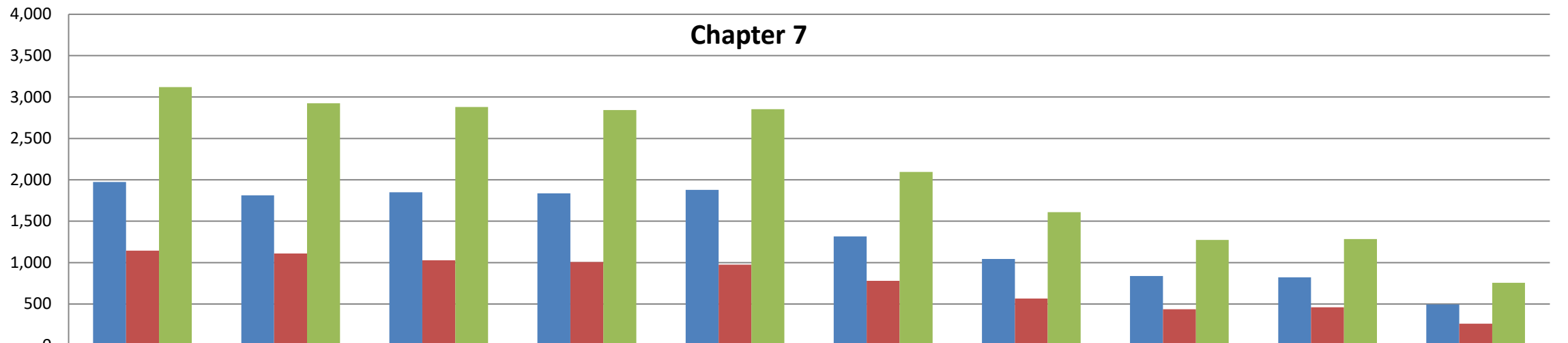
		Chapter 7	Chapter 13	Chapter 11	Chapter 12/15	Cases Filed by Month	Cases Filed YTD	Adversary Cases				Case Closings		
								Pending Prior Month	New	Closed Current Month	Net Pending	Cases Closed 2023	Cases Closed 2024	% change
May	Chief Judge Bucki	79	35	2	1	117	492	12	0	1	11	107	80	-25.2%
	Judge Kaplan	0	0	0	0	0	0	11	0	0	11	0	0	n/a
	Judge Warren(Buffalo)	26	10	0	0	36	143	0	0	0	0	32	26	-18.8%
	Judge Warren(Rochester)	57	16	0	1	74	317	10	8	0	18	69	68	-1.4%
	Buffalo Total	105	45	2	1	153	635	23	0	1	22	139	106	-23.7%
	Rochester Total	57	16	0	1	74	317	10	8	0	18	69	68	-1.4%
	<b>WDNY Total</b>	<b>162</b>	<b>61</b>	<b>2</b>	<b>2</b>	<b>227</b>	<b>952</b>	<b>33</b>	<b>8</b>	<b>1</b>	<b>40</b>	<b>208</b>	<b>174</b>	<b>-16.3%</b>
June	Chief Judge Bucki	52	27	1	0	80	572	11	2	2	11	63	51	-19.0%
	Judge Kaplan	0	0	0	0	0	0	11	0	0	11	0	0	n/a
	Judge Warren(Buffalo)	19	10	0	0	29	172	0	0	0	0	22	21	-4.5%
	Judge Warren(Rochester)	44	20	0	0	64	381	18	1	2	17	50	58	16.0%
	Buffalo Total	71	37	1	0	109	744	22	3	4	22	85	72	-15.3%
	Rochester Total	44	20	0	0	64	381	18	1	2	17	50	58	16.0%
	<b>WDNY Total</b>	<b>115</b>	<b>57</b>	<b>1</b>	<b>0</b>	<b>173</b>	<b>1,125</b>	<b>40</b>	<b>4</b>	<b>6</b>	<b>39</b>	<b>135</b>	<b>130</b>	<b>-3.7%</b>
<b>Year to Date</b>		Chapter 7	Chapter 13	Chapter 11	Chapter 12 & 15	YTD Totals All Chapters	Adversary Cases YTD			Case Closings YTD				
							New	Closed	Net Pending	Cases Closed 2023	Cases Closed 2024	% change		
Chief Judge Bucki YTD		377	182	12	1	572	5	7	11	538	560	4.1%		
Judge Kaplan YTD		0	0	0	0	0	0	0	11	3	0	-100.0%		
Judge Warren (Buff & Roch) YTD		379	172	1	1	553	13	8	17	537	511	-4.8%		
Judge Warren (Buffalo) YTD		117	55	0	0	172	0	0	0	160	151	-5.6%		
Judge Warren (Rochester) YTD		262	117	1	1	381	13	8	17	377	360	-4.5%		
<b>Buffalo Total YTD</b>		<b>494</b>	<b>237</b>	<b>12</b>	<b>1</b>	<b>744</b>	<b>10</b>	<b>14</b>	<b>22</b>	<b>701</b>	<b>711</b>	<b>1.4%</b>		
<b>Rochester Total YTD</b>		<b>262</b>	<b>117</b>	<b>1</b>	<b>1</b>	<b>381</b>	<b>13</b>	<b>8</b>	<b>17</b>	<b>377</b>	<b>360</b>	<b>-4.5%</b>		
<b>WDNY Totals YTD</b>		<b>756</b>	<b>354</b>	<b>13</b>	<b>2</b>	<b>1,125</b>	<b>23</b>	<b>22</b>	<b>39</b>	<b>1,078</b>	<b>1,071</b>	<b>-0.6%</b>		

### All Chapters



	2015	2016	2017	2018	2019	2020	2021	2022	2023	2024
■ Buffalo	2,928	2,688	2,866	2,732	2,760	1,674	1,317	1,250	1,284	744
■ Rochester	1,497	1,469	1,429	1,385	1,313	953	728	653	689	381
■ WDNY Total	4,425	4,157	4,295	4,117	4,073	2,627	2,045	1,903	1,973	1,125

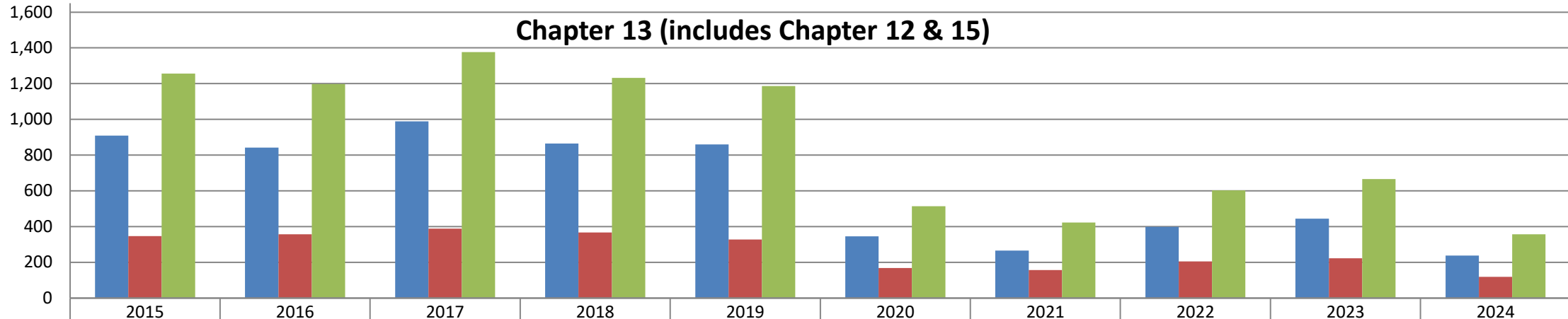
### Chapter 7



	2015	2016	2017	2018	2019	2020	2021	2022	2023	2024
■ Buffalo	1,974	1,813	1,849	1,835	1,877	1,315	1,043	838	823	494
■ Rochester	1,145	1,110	1,029	1,007	975	780	567	436	460	262
■ WDNY Total	3,119	2,923	2,878	2,842	2,852	2,095	1,610	1,274	1,283	756

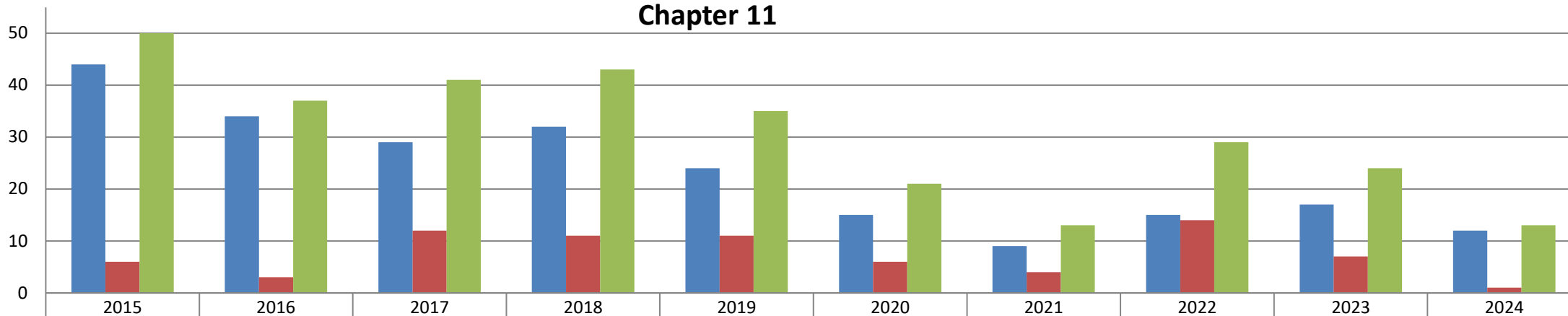


### Chapter 13 (includes Chapter 12 & 15)



	2015	2016	2017	2018	2019	2020	2021	2022	2023	2024
Buffalo	909	841	988	865	859	345	265	398	444	238
Rochester	347	356	388	367	327	168	157	204	222	118
WDNY Totals	1,256	1,197	1,376	1,232	1,186	513	422	602	666	356

### Chapter 11



	2015	2016	2017	2018	2019	2020	2021	2022	2023	2024
Buffalo	44	34	29	32	24	15	9	15	17	12
Rochester	6	3	12	11	11	6	4	14	7	1
WDNY Totals	50	37	41	43	35	21	13	29	24	13