

Month Ending May 31, 2026

		Cases Filed 2025	Cases Filed 2026	% change same month	% change YTD	Chapter 7				Chapter 13				Chapter 11	Ch 12 & 15
						¹ Non-Bus.	² Business	³ Other	Total Ch. 7	¹ Non-Bus.	² Business	³ Other	Total Ch.13		
Jan.	Buffalo	112	136	21.4%	21.4%	73	2	0	75	56	1	1	58	3	0
	Rochester	93	78	-16.1%	-16.1%	43	1	0	44	32	2	0	34	0	0
	WDNY Total Month	205	214	4.4%	4.4%	116	3	0	119	88	3	1	92	3	0
	WDNY Total YTD	205	214			116	3	0	119	88	3	1	92	3	0
Feb.	Buffalo	96	106	10.4%	16.3%	71	3	0	74	29	1	0	30	2	0
	Rochester	58	60	3.4%	-8.6%	38	3	0	41	16	2	0	18	1	0
	WDNY Total Month	154	166	7.8%	5.8%	109	6	0	115	45	3	0	48	3	0
	WDNY Total YTD	359	380			225	9	0	234	133	6	1	140	6	0
Mar.	Buffalo	157	164	4.5%	11.2%	117	5	2	124	36	0	0	36	4	0
	Rochester	80	92	15.0%	-0.4%	59	4	1	64	25	2	0	27	1	0
	WDNY Total Month	237	256	8.0%	6.7%	176	9	3	188	61	2	0	63	5	0
	WDNY Total YTD	596	636			401	18	3	422	194	8	1	203	11	0
Apr.	Buffalo	151	160	6.0%	9.7%	110	5	0	115	43	1	0	44	1	0
	Rochester	110	98	-10.9%	-3.8%	67	0	0	67	30	1	0	31	0	0
	WDNY Total Month	261	258	-1.1%	4.3%	177	5	0	182	73	2	0	75	1	0
	WDNY Total YTD	857	894			578	23	3	604	267	10	1	278	12	0
May	Buffalo	138	144	4.3%	8.6%	87	4	0	91	48	1	0	49	4	0
	Rochester	84	93	10.7%	-0.9%	55	0	0	55	38	0	0	38	0	0
	WDNY Total Month	222	237	6.8%	4.8%	142	4	0	146	86	1	0	87	4	0
	WDNY Total YTD	1,079	1,131			720	27	3	750	353	11	1	365	16	0

¹ Primary "Nature of Debt" is consumer debt.

² Primary "Nature of Debt" is business debt.

³ Primary "Nature of Debt" is other.

U.S. Bankruptcy Court - Western District of New York

Case Filing Report

Month Ending May 31, 2026

Report # 1
Page 2 of 2

Year to Date	Cases Filed 2025	Cases Filed 2026	% change	Chapter 7 YTD				Chapter 13 YTD				Chapter 11 YTD	Chapter 12 & 15 YTD
				¹ Non-Bus.	² Business	³ Other	Total Ch. 7	¹ Non-Bus.	² Business	³ Other	Total Ch.13		
Buffalo YTD	654	710	8.6%	458	19	2	479	212	4	1	217	14	0
Rochester YTD	425	421	-0.9%	262	8	1	271	141	7	0	148	2	0
WDNY YTD	1,079	1,131	4.8%	720	27	3	750	353	11	1	365	16	0

¹ Primary "Nature of Debt" is consumer debt. ² Primary "Nature of Debt" is business debt. ³ Primary "Nature of Debt" is other.

U.S. Bankruptcy Court - Western District of New York
Case Filings by County
Month Ending May 31, 2026

Report # 2
Page 1 of 1

Counties in Buffalo Division	Jan.	Feb.	March	April	May	June	July	Aug.	Sept.	Oct.	Nov.	Dec.	County Totals 2026 YTD	% chg from 2025 YTD
(Olean) Allegany	4	2	4	4	1								15	25.0%
(Olean) Cattaraugus	4	4	6	5	7								26	8.3%
Chautauqua	14	7	17	19	12								69	27.8%
Erie	80	70	93	101	90								434	3.3%
(Batavia) Genesee	3	1	7	7	4								22	100.0%
Niagara	24	19	28	18	26								115	10.6%
(Batavia) Orleans	0	3	4	3	4								14	0.0%
(Batavia) Wyoming	7	0	5	3	0								15	0.0%
Out of County	0	0	0	0	0								0	
2026 Totals	136	106	164	160	144	0	0	0	0	0	0	0	710	8.6%

Counties in Rochester Division	Jan.	Feb.	March	April	May	June	July	Aug.	Sept.	Oct.	Nov.	Dec.	County Totals 2026 YTD	% chg from 2025 YTD
(WG) Chemung	0	5	11	10	5								31	-8.8%
Livingston	2	4	2	4	3								15	50.0%
Monroe	48	38	63	56	59								264	-4.3%
Ontario	11	1	5	12	10								39	0.0%
(WG) Schuyler	0	0	1	1	0								2	100.0%
Seneca	2	2	0	2	1								7	-30.0%
(WG) Steuben	7	2	5	5	8								27	8.0%
Wayne	8	7	5	8	6								34	25.9%
Yates	0	1	0	0	1								2	-33.3%
Out of County	0	0	0	0	0								0	
2026 Totals	78	60	92	98	93	0	0	0	0	0	0	0	421	-0.9%

WDNY Combined Totals	214	166	256	258	237	0	0	0	0	0	0	0	1,131	4.8%
-----------------------------	------------	------------	------------	------------	------------	----------	----------	----------	----------	----------	----------	----------	--------------	-------------

U.S. Bankruptcy Court - Western District of New York

Historical Case Filing Report (All Chapters)

Month Ending May 31, 2026

		2017	% Change	2018	% Change	2019	% Change	2020	% Change	2021	% Change	2022	% Change	2023	% Change	2024	% Change	2025	% Change	2026
Jan.	Buffalo	205	-8.3%	188	-8.5%	172	8.7%	187	-50.8%	92	-10.9%	82	-4.9%	78	48.7%	116	-3.4%	112	21.4%	136
	Rochester	88	13.6%	100	-2.0%	98	0.0%	98	-48.0%	51	-11.8%	45	24.4%	56	-7.1%	52	78.8%	93	-16.1%	78
	WDNY Total Month	293	-1.7%	288	-6.3%	270	5.6%	285	-49.8%	143	-11.2%	127	5.5%	134	25.4%	168	22.0%	205	4.4%	214
	WDNY Total YTD	293	-1.7%	288	-6.3%	270	5.6%	285	-49.8%	143	-11.2%	127	5.5%	134	25.4%	168	22.0%	205	4.4%	214
Feb.	Buffalo	187	-0.5%	186	9.1%	203	-23.6%	155	-34.2%	102	-8.8%	93	-9.7%	84	14.3%	96	0.0%	96	10.4%	106
	Rochester	106	-10.4%	95	-8.4%	87	1.1%	88	-13.6%	76	-36.8%	48	-18.8%	39	71.8%	67	-13.4%	58	3.4%	60
	WDNY Total Month	293	-4.1%	281	3.2%	290	-16.2%	243	-26.7%	178	-20.8%	141	-12.8%	123	32.5%	163	-5.5%	154	7.8%	166
	WDNY Total YTD	586	-2.9%	569	-1.6%	560	-5.7%	528	-39.2%	321	-16.5%	268	-4.1%	257	28.8%	331	8.5%	359	5.8%	380
Mar.	Buffalo	278	-7.2%	258	6.6%	275	-21.8%	215	-29.8%	151	-12.6%	132	4.5%	138	0.0%	138	13.8%	157	4.5%	164
	Rochester	145	0.0%	145	-17.2%	120	-3.3%	116	-37.9%	72	-9.7%	65	-23.1%	50	32.0%	66	21.2%	80	15.0%	92
	WDNY Total Month	423	-4.7%	403	-2.0%	395	-16.2%	331	-32.6%	223	-11.7%	197	-4.6%	188	8.5%	204	16.2%	237	8.0%	256
	WDNY Total YTD	1,009	-3.7%	972	-1.7%	955	-10.1%	859	-36.7%	544	-14.5%	465	-4.3%	445	20.2%	535	11.4%	596	6.7%	636
Apr.	Buffalo	260	0.8%	262	4.2%	273	-64.8%	96	40.6%	135	-11.9%	119	-7.6%	110	20.0%	132	14.4%	151	6.0%	160
	Rochester	125	14.4%	143	-2.8%	139	-60.4%	55	41.8%	78	-21.8%	61	-8.2%	56	3.6%	58	89.7%	110	-10.9%	98
	WDNY Total Month	385	5.2%	405	1.7%	412	-63.3%	151	41.1%	213	-15.5%	180	-7.8%	166	14.5%	190	37.4%	261	-1.1%	258
	WDNY Total YTD	1,394	-1.2%	1,377	-0.7%	1,367	-26.1%	1,010	-25.0%	757	-14.8%	645	-5.3%	611	18.7%	725	18.2%	857	4.3%	894
May	Buffalo	281	-16.0%	236	11.9%	264	-53.0%	124	1.6%	126	-17.5%	104	28.8%	134	14.2%	153	-9.8%	138	4.3%	144
	Rochester	145	-20.7%	115	7.8%	124	-46.0%	67	3.0%	69	-13.0%	60	20.0%	72	2.8%	74	13.5%	84	10.7%	93
	WDNY Total Month	426	-17.6%	351	10.5%	388	-50.8%	191	2.1%	195	-15.9%	164	25.6%	206	10.2%	227	-2.2%	222	6.8%	237
	WDNY Total YTD	1,820	-5.1%	1,728	1.6%	1,755	-31.6%	1,201	-20.7%	952	-15.0%	809	1.0%	817	16.5%	952	13.3%	1,079	4.8%	1,131
June	Buffalo	237	-8.4%	217	-11.1%	193	-35.8%	124	-7.3%	115	0.9%	116	-9.5%	105	3.8%	109	40.4%	153		
	Rochester	139	-12.2%	122	-11.5%	108	-23.1%	83	-18.1%	68	-29.4%	48	10.4%	53	20.8%	64	34.4%	86		
	WDNY Total Month	376	-9.8%	339	-11.2%	301	-31.2%	207	-11.6%	183	-10.4%	164	-3.7%	158	9.5%	173	38.2%	239		
	WDNY Total YTD	2,196	-5.9%	2,067	-0.5%	2,056	-31.5%	1,408	-19.4%	1,135	-14.3%	973	0.2%	975	15.4%	1,125	17.2%	1,318		

U.S. Bankruptcy Court - Western District of New York

Historical Case Filing Report (All Chapters)

Month Ending May 31, 2026

		2017	% Change	2018	% Change	2019	% Change	2020	% Change	2021	% Change	2022	% Change	2023	% Change	2024	% Change	2025	% Change	2026
July	Buffalo	240	-11.7%	212	9.0%	231	-33.8%	153	-13.7%	132	-29.5%	93	9.7%	102	21.6%	124	2.4%	127		
	Rochester	113	-8.8%	103	11.7%	115	-18.3%	94	-27.7%	68	-29.4%	48	31.3%	63	-4.8%	60	8.3%	65		
	WDNY Total Month	353	-10.8%	315	9.8%	346	-28.6%	247	-19.0%	200	-29.5%	141	17.0%	165	11.5%	184	4.3%	192		
	WDNY Total YTD	2,549	-6.6%	2,382	0.8%	2,402	-31.1%	1,655	-19.3%	1,335	-16.6%	1,114	2.3%	1,140	14.8%	1,309	15.4%	1,510		
Aug	Buffalo	243	-8.2%	223	-11.2%	198	-25.8%	147	-22.4%	114	-31.6%	78	64.1%	128	-8.6%	117	3.4%	121		
	Rochester	121	3.3%	125	-12.0%	110	-32.7%	74	-20.3%	59	-18.6%	48	37.5%	66	-1.5%	65	-10.8%	58		
	WDNY Total Month	364	-4.4%	348	-11.5%	308	-28.2%	221	-21.7%	173	-27.2%	126	54.0%	194	-6.2%	182	-1.6%	179		
	WDNY Total YTD	2,913	-6.3%	2,730	-0.7%	2,710	-30.8%	1,876	-19.6%	1,508	-17.8%	1,240	7.6%	1,334	11.8%	1,491	13.3%	1,689		
Sep	Buffalo	264	12.9%	298	8.1%	322	-64.0%	116	-8.6%	106	3.8%	110	29.1%	142	21.8%	173	-16.2%	145		
	Rochester	117	-11.1%	104	1.9%	106	-32.1%	72	-19.4%	58	3.4%	60	-16.7%	50	60.0%	80	10.0%	88		
	WDNY Total Month	381	5.5%	402	6.5%	428	-56.1%	188	-12.8%	164	3.7%	170	12.9%	192	31.8%	253	-7.9%	233		
	WDNY Total YTD	3,294	-4.9%	3,132	0.2%	3,138	-34.2%	2,064	-19.0%	1,672	-15.7%	1,410	8.2%	1,526	14.3%	1,744	10.2%	1,922		
Oct	Buffalo	269	21.6%	327	-18.3%	267	-50.9%	131	-34.4%	86	74.4%	150	-32.0%	102	41.2%	144	-12.5%	126		
	Rochester	119	-2.5%	116	4.3%	121	-43.8%	68	-44.1%	38	55.3%	59	6.8%	63	46.0%	92	-22.8%	71		
	WDNY Total Month	388	14.2%	443	-12.4%	388	-48.7%	199	-37.7%	124	68.5%	209	-21.1%	165	43.0%	236	-16.5%	197		
	WDNY Total YTD	3,682	-2.9%	3,575	-1.4%	3,526	-35.8%	2,263	-20.6%	1,796	-9.9%	1,619	4.4%	1,691	17.1%	1,980	7.0%	2,119		
Nov	Buffalo	218	-17.0%	181	6.1%	192	-44.8%	106	-16.0%	89	-1.1%	88	6.8%	94	25.5%	118	-0.8%	117		
	Rochester	120	0.8%	121	-7.4%	112	-29.5%	79	-43.0%	45	24.4%	56	8.9%	61	9.8%	67	11.9%	75		
	WDNY Total Month	338	-10.7%	302	0.7%	304	-39.1%	185	-27.6%	134	7.5%	144	7.6%	155	19.4%	185	3.8%	192		
	WDNY Total YTD	4,020	-3.6%	3,877	-1.2%	3,830	-36.1%	2,448	-21.2%	1,930	-8.7%	1,763	4.7%	1,846	17.3%	2,165	6.7%	2,311		
Dec	Buffalo	184	-21.7%	144	18.1%	170	-29.4%	120	-42.5%	69	23.2%	85	-21.2%	67	67.2%	112	-15.2%	95		
	Rochester	91	5.5%	96	-24.0%	73	-19.2%	59	-22.0%	46	19.6%	55	9.1%	60	-6.7%	56	30.4%	73		
	WDNY Total Month	275	-12.7%	240	1.3%	243	-26.3%	179	-35.8%	115	21.7%	140	-9.3%	127	32.3%	168	0.0%	168		
	WDNY Total YTD	4,295	-4.1%	4,117	-1.1%	4,073	-35.5%	2,627	-22.2%	2,045	-6.9%	1,903	3.7%	1,973	18.2%	2,333	6.3%	2,479		
		2017	% Change	2018	% Change	2019	% Change	2020	% Change	2021	% Change	2022	% Change	2023	% Change	2024	% Change	2025	% Change	2026
	Buffalo Total	2,866	-4.7%	2,732	1.0%	2,760	-39.3%	1,674	-21.3%	1,317	-5.1%	1,250	2.7%	1,284	19.3%	1,532	0.4%	1,538		
	Rochester Total	1,429	-3.1%	1,385	-5.2%	1,313	-27.4%	953	-23.6%	728	-10.3%	653	5.5%	689	16.3%	801	17.5%	941		
	WDNY Total	4,295	-4.1%	4,117	-1.1%	4,073	-35.5%	2,627	-22.2%	2,045	-6.9%	1,903	3.7%	1,973	18.2%	2,333	6.3%	2,479		

U.S. Bankruptcy Court - Western District of New York
 Caseload by Judge, Division & District
 Month Ending May 31, 2026

		Chapter 7	Chapter 13	Chapter 11	Chapter 12/15	Cases Filed by Month	Cases Filed YTD	Adversary Cases				Case Closings		
								Pending Prior Month	New	Closed Current Month	Net Pending	Cases Closed 2025	Cases Closed 2026	% change
Jan.	Chief Judge Bucki	59	41	3	0	103	103	24	1	1	24	105	110	4.8%
	Judge Kaplan	0	0	0	0	0	0	2	0	0	2	1	0	-100.0%
	Judge Warren(Buffalo)	16	17	0	0	33	33	1	0	0	1	27	34	25.9%
	Judge Warren(Rochester)	44	34	0	0	78	78	6	1	0	7	91	97	6.6%
	Buffalo Total	75	58	3	0	136	136	27	1	1	27	133	144	8.3%
	Rochester Total	44	34	0	0	78	78	6	1	0	7	91	97	6.6%
	WDNY Total	119	92	3	0	214	214	33	2	1	34	224	241	7.6%
Feb.	Chief Judge Bucki	59	24	2	0	85	188	24	2	2	24	74	61	-17.6%
	Judge Kaplan	0	0	0	0	0	0	2	0	1	1	0	0	n/a
	Judge Warren(Buffalo)	15	6	0	0	21	54	1	0	0	1	25	13	-48.0%
	Judge Warren(Rochester)	41	18	1	0	60	138	7	1	0	8	48	64	33.3%
	Buffalo Total	74	30	2	0	106	242	27	2	3	26	99	74	-25.3%
	Rochester Total	41	18	1	0	60	138	7	1	0	8	48	64	33.3%
	WDNY Total	115	48	3	0	166	380	34	3	3	34	147	138	-6.1%
Mar.	Chief Judge Bucki (Buffalo)	114	33	4	0	151	339	24	1	0	25	90	142	57.8%
	Judge Kaplan (Buffalo)	0	0	0	0	0	0	1	0	0	1	1	0	-100.0%
	Judge Warren (Buffalo)	10	3	0	0	13	67	1	2	1	2	36	15	-58.3%
	Judge Warren (Rochester)	22	7	0	0	29	167	8	1	0	9	39	40	2.6%
	Chief Judge Bucki (Rochester)	42	20	1	0	63	63	0	2	0	2	0	30	n/a
	Buffalo Total	124	36	4	0	164	406	26	3	1	28	127	157	23.6%
	Rochester Total	64	27	1	0	92	230	8	3	0	11	39	70	79.5%
	WDNY Total	188	63	5	0	256	636	34	6	1	39	166	227	36.7%
* Apr.	Chief Judge Bucki (Buffalo)	115	44	1	0	160	566	30	1	1	30	123	91	-26.0%
	Judge Kaplan (Buffalo)	0	0	0	0	0	0	1	0	0	1	1	0	-100.0%
	Chief Judge Bucki (Rochester)	67	31	0	0	98	328	9	1	0	10	64	52	-18.8%
	Buffalo Total	115	44	1	0	160	566	31	1	1	31	124	91	-26.6%
	Rochester Total	67	31	0	0	98	328	9	1	0	10	64	52	-18.8%
	WDNY Total	182	75	1	0	258	894	40	2	1	41	188	143	-23.9%

*All Judge Warren cases transferred to Chief Judge Bucki

U.S. Bankruptcy Court - Western District of New York
 Caseload by Judge, Division & District
 Month Ending May 31, 2026

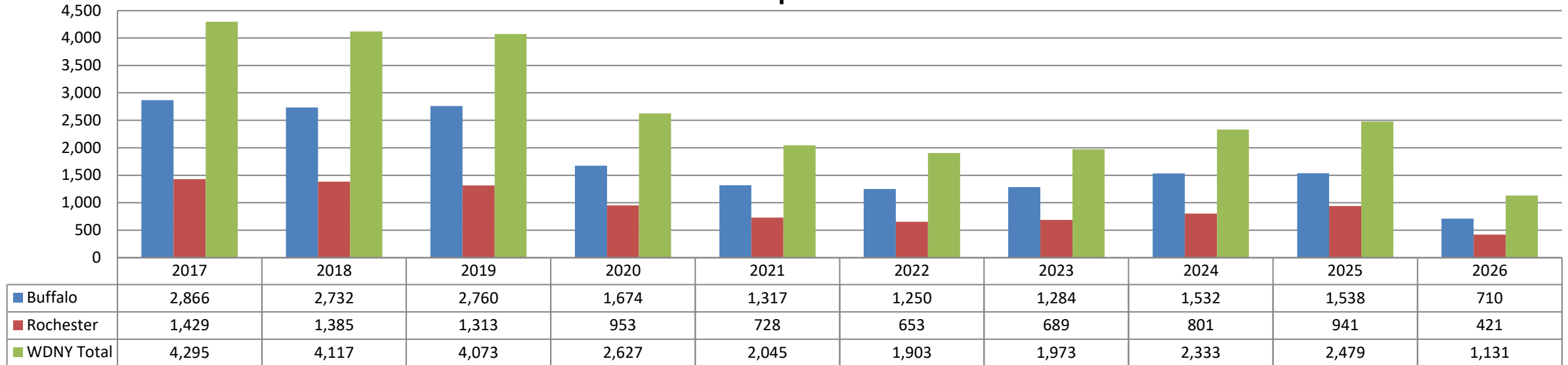
Report #4
 Page 2 of 2

		Chapter 7	Chapter 13	Chapter 11	Chapter 12/15	Cases Filed by Month	Cases Filed YTD	Adversary Cases				Case Closings		
								Pending Prior Month	New	Closed Current Month	Net Pending	Cases Closed 2025	Cases Closed 2026	% change
May	Chief Judge Bucki (Buffalo)	91	49	4	0	144	710	30	3	0	33	106	103	-2.8%
	Judge Kaplan (Buffalo)	0	0	0	0	0	0	1	0	0	1	0	0	n/a
	Chief Judge Bucki (Rochester)	55	38	0	0	93	421	10	2	1	11	68	55	-19.1%
	Buffalo Total	91	49	4	0	144	710	31	3	0	34	106	103	-2.8%
	Rochester Total	55	38	0	0	93	421	10	2	1	11	68	55	-19.1%
	WDNY Total	146	87	4	0	237	1,131	41	5	1	45	174	158	-9.2%

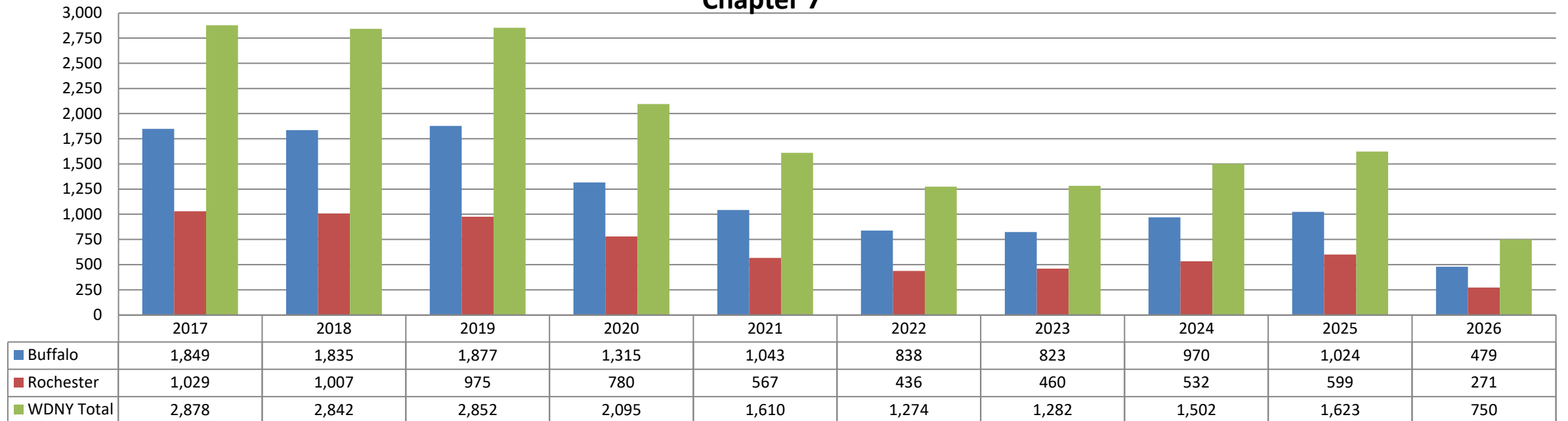
* Year to Date	Chapter 7	Chapter 13	Chapter 11	Chapter 12 & 15	YTD Totals All Chapters	Adversary Cases YTD			Case Closings YTD		
						New	Closed	Net Pending	Cases Closed 2025	Cases Closed 2026	% change
Chief Judge Bucki (Buff) YTD	479	217	14	0	710	10	6	33	373	466	24.9%
Chief Judge Bucki (Roch) YTD	271	148	2	0	421	6	0	11	349	283	-18.9%
Judge Kaplan (Buff) YTD	0	0	0	0	0	0	1	1	3	0	-100.0%
Buffalo Total YTD	479	217	14	0	710	10	7	34	376	466	23.9%
Rochester Total YTD	271	148	2	0	421	6	0	11	349	283	-18.9%
WDNY Totals YTD	750	365	16	0	1,131	16	7	45	725	749	3.3%

*All Judge Warren cases transferred to Chief Judge Bucki.

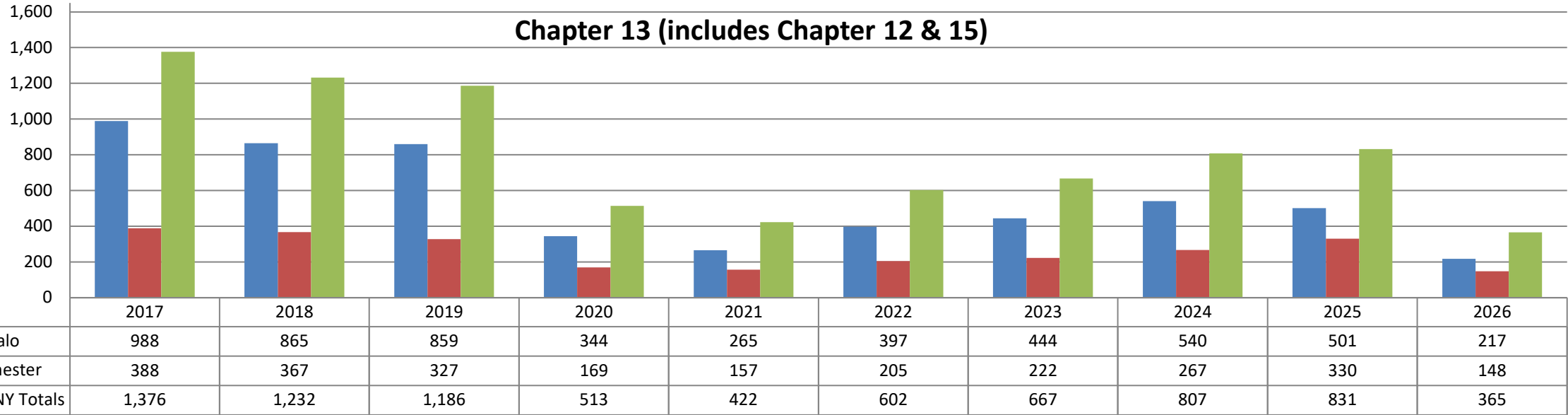
All Chapters



Chapter 7



Chapter 13 (includes Chapter 12 & 15)



Chapter 11

