

		Cases Filed 2023	Cases Filed 2024	% change same month	% change YTD	Chapter 7				Chapter 13				Chapter 11	Ch 12 & 15
						¹ Non-Bus.	² Business	³ Other	Total Ch. 7	¹ Non-Bus.	² Business	³ Other	Total Ch.13		
Jan.	Buffalo	78	116	48.7%	48.7%	70	1	0	71	44	0	0	44	1	0
	Rochester	56	52	-7.1%	-7.1%	35	2	0	37	15	0	0	15	0	0
	WDNY Total Month	134	168	25.4%	25.4%	105	3	0	108	59	0	0	59	1	0
	WDNY Total YTD	134	168			105	3	0	108	59	0	0	59	1	0
Feb.	Buffalo	84	96	14.3%	30.9%	56	1	0	57	34	0	0	34	5	0
	Rochester	39	67	71.8%	25.3%	43	2	1	46	20	1	0	21	0	0
	WDNY Total Month	123	163	32.5%	28.8%	99	3	1	103	54	1	0	55	5	0
	WDNY Total YTD	257	331			204	6	1	211	113	1	0	114	6	0
Mar.	Buffalo	138	138	0.0%	16.7%	99	0	0	99	35	2	0	37	2	0
	Rochester	50	66	32.0%	27.6%	39	1	0	40	24	1	0	25	1	0
	WDNY Total Month	188	204	8.5%	20.2%	138	1	0	139	59	3	0	62	3	0
	WDNY Total YTD	445	535			342	7	1	350	172	4	0	176	9	0
Apr.	Buffalo	110	132	20.0%	17.6%	86	5	0	91	39	1	0	40	1	0
	Rochester	56	58	3.6%	20.9%	37	1	0	38	19	0	1	20	0	0
	WDNY Total Month	166	190	14.5%	18.7%	123	6	0	129	58	1	1	60	1	0
	WDNY Total YTD	611	725			465	13	1	479	230	5	1	236	10	0
May	Buffalo	134	153	14.2%	16.7%	100	4	1	105	44	1	0	45	2	1
	Rochester	72	74	2.8%	16.1%	53	4	0	57	16	0	0	16	0	1
	WDNY Total Month	206	227	10.2%	16.5%	153	8	1	162	60	1	0	61	2	2
	WDNY Total YTD	817	952			618	21	2	641	290	6	1	297	12	2
June	Buffalo	105	109	3.8%	14.6%	69	2	0	71	37	0	0	37	1	0
	Rochester	53	64	20.8%	16.9%	40	3	1	44	19	1	0	20	0	0
	WDNY Total Month	158	173	9.5%	15.4%	109	5	1	115	56	1	0	57	1	0
	WDNY Total YTD	975	1,125			727	26	3	756	346	7	1	354	13	2
July	Buffalo	102	124	21.6%	15.6%	83	6	0	89	33	0	0	33	2	0
	Rochester	63	60	-4.8%	13.4%	39	4	0	43	17	0	0	17	0	0
	WDNY Total Month	165	184	11.5%	14.8%	122	10	0	132	50	0	0	50	2	0
	WDNY Total YTD	1,140	1,309			849	36	3	888	396	7	1	404	15	2

¹ Primary "Nature of Debt" is consumer debt.

² Primary "Nature of Debt" is business debt.

³ Primary "Nature of Debt" is other.

		Cases Filed 2023	Cases Filed 2024	% change same month	% change YTD	Chapter 7				Chapter 13				Chapter 11	Ch. 12 & 15
						¹ Non-Bus.	² Business	³ Other	Total Ch. 7	¹ Non-Bus.	² Business	³ Other	Total Ch.13		
Aug.	Buffalo	128	117	-8.6%	12.1%	72	1	0	73	41	1	0	42	2	0
	Rochester	66	65	-1.5%	11.2%	49	1	0	50	14	1	0	15	0	0
	WDNY Total Month	194	182	-6.2%	11.8%	121	2	0	123	55	2	0	57	2	0
	WDNY Total YTD	1,334	1,491			970	38	3	1,011	451	9	1	461	17	2
Sep.	Buffalo	142	173	21.8%	13.4%	77	3	0	80	89	2	0	91	2	0
	Rochester	50	80	60.0%	16.0%	50	1	0	51	27	1	1	29	0	0
	WDNY Total Month	192	253	31.8%	14.3%	127	4	0	131	116	3	1	120	2	0
	WDNY Total YTD	1,526	1,744			1,097	42	3	1,142	567	12	2	581	19	2
Oct.	Buffalo	102	144	41.2%	15.9%	81	3	0	84	59	0	0	59	1	0
	Rochester	63	92	46.0%	19.4%	45	3	0	48	43	0	0	43	1	0
	WDNY Total Month	165	236	43.0%	17.1%	126	6	0	132	102	0	0	102	2	0
	WDNY Total YTD	1,691	1,980			1,223	48	3	1,274	669	12	2	683	21	2
Nov.	Buffalo	94	118	25.5%	16.7%	76	5	0	81	35	0	0	35	2	0
	Rochester	61	67	9.8%	18.4%	38	4	1	43	22	1	1	24	0	0
	WDNY Total Month	155	185	19.4%	17.3%	114	9	1	124	57	1	1	59	2	0
	WDNY Total YTD	1,846	2,165			1,337	57	4	1,398	726	13	3	742	23	2
Year to Date	Cases Filed 2023	Cases Filed 2024	% change		Chapter 7 YTD				Chapter 13 YTD				Chapter 11 YTD	Chapter 12 & 15 YTD	
					¹ Non-Bus.	² Business	³ Other	Total Ch. 7	¹ Non-Bus.	² Business	³ Other	Total Ch.13			
	Buffalo YTD	1,217	1,420	16.7%	869	31	1	901	490	7	0	497	21	1	
	Rochester YTD	629	745	18.4%	468	26	3	497	236	6	3	245	2	1	
	WDNY YTD	1,846	2,165	17.3%	1,337	57	4	1,398	726	13	3	742	23	2	

¹ Primary "Nature of Debt" is consumer debt.

² Primary "Nature of Debt" is business debt.

³ Primary "Nature of Debt" is other.

U.S. Bankruptcy Court - Western District of New York

Case Filings by County

Month Ending November 30, 2024

Report # 2

Page 1 of 1

Counties in Buffalo Division	Jan.	Feb.	March	April	May	June	July	Aug.	Sept.	Oct.	Nov.	Dec.	County Totals 2024 YTD	% chg from 2023 YTD
(Olean) Allegany	0	2	1	2	3	2	1	1	2	2	2		18	-25.0%
(Olean) Cattaraugus	5	2	5	6	6	3	4	5	6	8	6		56	27.3%
Chautauqua	13	6	16	12	10	6	8	12	6	8	2		99	15.1%
Erie	64	62	92	89	98	67	84	77	134	88	79		934	18.1%
(Batavia) Genesee	3	8	3	3	6	2	0	4	3	4	3		39	8.3%
Niagara	21	14	13	15	25	22	21	15	16	27	25		214	18.2%
(Batavia) Orleans	7	1	4	1	4	1	3	2	4	5	1		33	0.0%
(Batavia) Wyoming	3	1	4	4	1	5	3	1	2	2	0		26	18.2%
Out of County	0	0	0	0	0	1	0	0	0	0	0		1	
2024 Totals	116	96	138	132	153	109	124	117	173	144	118	0	1,420	16.7%

Counties in Rochester Division	Jan.	Feb.	March	April	May	June	July	Aug.	Sept.	Oct.	Nov.	Dec.	County Totals 2024 YTD	% chg from 2023 YTD
(WG) Chemung	4	2	4	0	5	7	3	0	5	10	3		43	10.3%
Livingston	3	1	1	2	2	2	1	2	2	4	2		22	10.0%
Monroe	34	44	44	43	46	38	47	43	57	58	41		495	18.1%
Ontario	4	7	4	2	9	8	2	6	7	5	11		65	47.7%
(WG) Schuyler	0	1	1	0	1	1	2	1	1	0	0		8	-33.3%
Seneca	2	2	1	2	1	0	0	4	2	4	1		19	46.2%
(WG) Steuben	0	3	4	6	5	1	3	4	1	3	4		34	-5.6%
Wayne	5	7	6	2	5	5	2	3	5	6	5		51	18.6%
Yates	0	0	1	1	0	2	0	2	0	2	0		8	166.7%
Out of County	0	0	0	0	0	0	0	0	0	0	0		0	
2024 Totals	52	67	66	58	74	64	60	65	80	92	67	0	745	18.4%

WDNY Combined Totals	168	163	204	190	227	173	184	182	253	236	185	0	2,165	17.3%
-----------------------------	------------	------------	------------	------------	------------	------------	------------	------------	------------	------------	------------	----------	--------------	--------------

U.S. Bankruptcy Court - Western District of New York

Historical Case Filing Report (All Chapters)

Month Ending November 30, 2024

Report #3

Page 1 of 2

		2015	% Change	2016	% Change	2017	% Change	2018	% Change	2019	% Change	2020	% Change	2021	% Change	2022	% Change	2023	% Change	2024
Jan.	Buffalo	188	-2.1%	184	11.4%	205	-8.3%	188	-8.5%	172	8.7%	187	-50.8%	92	-10.9%	82	-4.9%	78	48.7%	116
	Rochester	131	-16.8%	109	-19.3%	88	13.6%	100	-2.0%	98	0.0%	98	-48.0%	51	-11.8%	45	24.4%	56	-7.1%	52
	WDNY Total Month	319	-8.2%	293	0.0%	293	-1.7%	288	-6.3%	270	5.6%	285	-49.8%	143	-11.2%	127	5.5%	134	25.4%	168
	WDNY Total YTD	319	-8.2%	293	0.0%	293	-1.7%	288	-6.3%	270	5.6%	285	-49.8%	143	-11.2%	127	5.5%	134	25.4%	168
Feb.	Buffalo	184	15.2%	212	-11.8%	187	-0.5%	186	9.1%	203	-23.6%	155	-34.2%	102	-8.8%	93	-9.7%	84	14.3%	96
	Rochester	74	32.4%	98	8.2%	106	-10.4%	95	-8.4%	87	1.1%	88	-13.6%	76	-36.8%	48	-18.8%	39	71.8%	67
	WDNY Total Month	258	20.2%	310	-5.5%	293	-4.1%	281	3.2%	290	-16.2%	243	-26.7%	178	-20.8%	141	-12.8%	123	32.5%	163
	WDNY Total YTD	577	4.5%	603	-2.8%	586	-2.9%	569	-1.6%	560	-5.7%	528	-39.2%	321	-16.5%	268	-4.1%	257	28.8%	331
Mar.	Buffalo	300	-15.0%	255	9.0%	278	-7.2%	258	6.6%	275	-21.8%	215	-29.8%	151	-12.6%	132	4.5%	138	0.0%	138
	Rochester	131	13.7%	149	-2.7%	145	0.0%	145	-17.2%	120	-3.3%	116	-37.9%	72	-9.7%	65	-23.1%	50	32.0%	66
	WDNY Total Month	431	-6.3%	404	4.7%	423	-4.7%	403	-2.0%	395	-16.2%	331	-32.6%	223	-11.7%	197	-4.6%	188	8.5%	204
	WDNY Total YTD	1,008	-0.1%	1,007	0.2%	1,009	-3.7%	972	-1.7%	955	-10.1%	859	-36.7%	544	-14.5%	465	-4.3%	445	20.2%	535
Apr.	Buffalo	311	-15.4%	263	-1.1%	260	0.8%	262	4.2%	273	-64.8%	96	40.6%	135	-11.9%	119	-7.6%	110	20.0%	132
	Rochester	175	-12.6%	153	-18.3%	125	14.4%	143	-2.8%	139	-60.4%	55	41.8%	78	-21.8%	61	-8.2%	56	3.6%	58
	WDNY Total Month	486	-14.4%	416	-7.5%	385	5.2%	405	1.7%	412	-63.3%	151	41.1%	213	-15.5%	180	-7.8%	166	14.5%	190
	WDNY Total YTD	1,494	-4.8%	1,423	-2.0%	1,394	-1.2%	1,377	-0.7%	1,367	-26.1%	1,010	-25.0%	757	-14.8%	645	-5.3%	611	18.7%	725
May	Buffalo	287	-15.3%	243	15.6%	281	-16.0%	236	11.9%	264	-53.0%	124	1.6%	126	-17.5%	104	28.8%	134	14.2%	153
	Rochester	142	3.5%	147	-1.4%	145	-20.7%	115	7.8%	124	-46.0%	67	3.0%	69	-13.0%	60	20.0%	72	2.8%	74
	WDNY Total Month	429	-9.1%	390	9.2%	426	-17.6%	351	10.5%	388	-50.8%	191	2.1%	195	-15.9%	164	25.6%	206	10.2%	227
	WDNY Total YTD	1,923	-5.7%	1,813	0.4%	1,820	-5.1%	1,728	1.6%	1,755	-31.6%	1,201	-20.7%	952	-15.0%	809	1.0%	817	16.5%	952
June	Buffalo	239	4.6%	250	-5.2%	237	-8.4%	217	-11.1%	193	-35.8%	124	-7.3%	115	0.9%	116	-9.5%	105	3.8%	109
	Rochester	133	3.8%	138	0.7%	139	-12.2%	122	-11.5%	108	-23.1%	83	-18.1%	68	-29.4%	48	10.4%	53	20.8%	64
	WDNY Total Month	372	4.3%	388	-3.1%	376	-9.8%	339	-11.2%	301	-31.2%	207	-11.6%	183	-10.4%	164	-3.7%	158	9.5%	173
	WDNY Total YTD	2,295	-4.1%	2,201	-0.2%	2,196	-5.9%	2,067	-0.5%	2,056	-31.5%	1,408	-19.4%	1,135	-14.3%	973	0.2%	975	15.4%	1,125

U.S. Bankruptcy Court - Western District of New York
 Historical Case Filing Report (All Chapters)
 Month Ending November 30, 2024

		2015	% Change	2016	% Change	2017	% Change	2018	% Change	2019	% Change	2020	% Change	2021	% Change	2022	% Change	2023	% Change	2024
July	Buffalo	257	-30.7%	178	34.8%	240	-11.7%	212	9.0%	231	-33.8%	153	-13.7%	132	-29.5%	93	9.7%	102	21.6%	124
	Rochester	137	-21.9%	107	5.6%	113	-8.8%	103	11.7%	115	-18.3%	94	-27.7%	68	-29.4%	48	31.3%	63	-4.8%	60
	WDNY Total Month	394	-27.7%	285	23.9%	353	-10.8%	315	9.8%	346	-28.6%	247	-19.0%	200	-29.5%	141	17.0%	165	11.5%	184
	WDNY Total YTD	2,689	-7.5%	2,486	2.5%	2,549	-6.6%	2,382	0.8%	2,402	-31.1%	1,655	-19.3%	1,335	-16.6%	1,114	2.3%	1,140	14.8%	1,309
Aug	Buffalo	214	9.8%	235	3.4%	243	-8.2%	223	-11.2%	198	-25.8%	147	-22.4%	114	-31.6%	78	64.1%	128	-8.6%	117
	Rochester	126	-12.7%	110	10.0%	121	3.3%	125	-12.0%	110	-32.7%	74	-20.3%	59	-18.6%	48	37.5%	66	-1.5%	65
	WDNY Total Month	340	1.5%	345	5.5%	364	-4.4%	348	-11.5%	308	-28.2%	221	-21.7%	173	-27.2%	126	54.0%	194	-6.2%	182
	WDNY Total YTD	3,029	-6.5%	2,831	2.9%	2,913	-6.3%	2,730	-0.7%	2,710	-30.8%	1,876	-19.6%	1,508	-17.8%	1,240	7.6%	1,334	11.8%	1,491
Sep	Buffalo	284	-18.3%	232	13.8%	264	12.9%	298	8.1%	322	-64.0%	116	-8.6%	106	3.8%	110	29.1%	142	21.8%	173
	Rochester	108	6.5%	115	1.7%	117	-11.1%	104	1.9%	106	-32.1%	72	-19.4%	58	3.4%	60	-16.7%	50	60.0%	80
	WDNY Total Month	392	-11.5%	347	9.8%	381	5.5%	402	6.5%	428	-56.1%	188	-12.8%	164	3.7%	170	12.9%	192	31.8%	253
	WDNY Total YTD	3,421	-7.1%	3,178	3.7%	3,294	-4.9%	3,132	0.2%	3,138	-34.2%	2,064	-19.0%	1,672	-15.7%	1,410	8.2%	1,526	14.3%	1,744
Oct	Buffalo	262	18.7%	311	-13.5%	269	21.6%	327	-18.3%	267	-50.9%	131	-34.4%	86	74.4%	150	-32.0%	102	41.2%	144
	Rochester	133	-13.5%	115	3.5%	119	-2.5%	116	4.3%	121	-43.8%	68	-44.1%	38	55.3%	59	6.8%	63	46.0%	92
	WDNY Total Month	395	7.8%	426	-8.9%	388	14.2%	443	-12.4%	388	-48.7%	199	-37.7%	124	68.5%	209	-21.1%	165	43.0%	236
	WDNY Total YTD	3,816	-5.6%	3,604	2.2%	3,682	-2.9%	3,575	-1.4%	3,526	-35.8%	2,263	-20.6%	1,796	-9.9%	1,619	4.4%	1,691	17.1%	1,980
Nov	Buffalo	213	-15.0%	181	20.4%	218	-17.0%	181	6.1%	192	-44.8%	106	-16.0%	89	-1.1%	88	6.8%	94	25.5%	118
	Rochester	127	-1.6%	125	-4.0%	120	0.8%	121	-7.4%	112	-29.5%	79	-43.0%	45	24.4%	56	8.9%	61	9.8%	67
	WDNY Total Month	340	-10.0%	306	10.5%	338	-10.7%	302	0.7%	304	-39.1%	185	-27.6%	134	7.5%	144	7.6%	155	19.4%	185
	WDNY Total YTD	4,156	-5.9%	3,910	2.8%	4,020	-3.6%	3,877	-1.2%	3,830	-36.1%	2,448	-21.2%	1,930	-8.7%	1,763	4.7%	1,846	17.3%	2,165
Dec	Buffalo	189	-23.8%	144	27.8%	184	-21.7%	144	18.1%	170	-29.4%	120	-42.5%	69	23.2%	85	-21.2%	67		
	Rochester	80	28.8%	103	-11.7%	91	5.5%	96	-24.0%	73	-19.2%	59	-22.0%	46	19.6%	55	9.1%	60		
	WDNY Total Month	269	-8.2%	247	11.3%	275	-12.7%	240	1.3%	243	-26.3%	179	-35.8%	115	21.7%	140	-9.3%	127		
	WDNY Total YTD	4,425	-6.1%	4,157	3.3%	4,295	-4.1%	4,117	-1.1%	4,073	-35.5%	2,627	-22.2%	2,045	-6.9%	1,903	3.7%	1,973		
		2015	% Change	2016	% Change	2017	% Change	2018	% Change	2019	% Change	2020	% Change	2021	% Change	2022	% Change	2023	% Change	2024
Buffalo Total		2,928	-8.2%	2,688	6.6%	2,866	-4.7%	2,732	1.0%	2,760	-39.3%	1,674	-21.3%	1,317	-5.1%	1,250	2.7%	1,284		
Rochester Total		1,497	-1.9%	1,469	-2.7%	1,429	-3.1%	1,385	-5.2%	1,313	-27.4%	953	-23.6%	728	-10.3%	653	5.5%	689		
WDNY Total		4,425	-6.1%	4,157	3.3%	4,295	-4.1%	4,117	-1.1%	4,073	-35.5%	2,627	-22.2%	2,045	-6.9%	1,903	3.7%	1,973		

		Chapter 7	Chapter 13	Chapter 11	Chapter 12/15	Cases Filed by Month	Cases Filed YTD	Adversary Cases				Case Closings		
								Pending Prior Month	New	Closed Current Month	Net Pending	Cases Closed 2023	Cases Closed 2024	% change
Jan.	Chief Judge Bucki	48	33	1	0	82	82	13	1	2	12	117	130	11.1%
	Judge Kaplan	0	0	0	0	0	0	11	0	0	11	1	0	-100.0%
	Judge Warren(Buffalo)	23	11	0	0	34	34	0	0	0	0	29	32	10.3%
	Judge Warren(Rochester)	37	15	0	0	52	52	12	2	3	11	62	47	-24.2%
	Buffalo Total	71	44	1	0	116	116	24	3	2	23	147	162	10.2%
	Rochester Total	37	15	0	0	52	52	12	2	3	11	62	47	-24.2%
	WDNY Total	108	59	1	0	168	168	36	5	5	34	209	209	0.0%
Feb.	Chief Judge Bucki	42	25	5	0	72	154	12	1	0	13	78	51	-34.6%
	Judge Kaplan	0	0	0	0	0	0	11	0	0	11	0	0	n/a
	Judge Warren(Buffalo)	15	9	0	0	24	58	0	0	0	0	15	19	26.7%
	Judge Warren(Rochester)	46	21	0	0	67	119	11	1	1	11	55	59	7.3%
	Buffalo Total	57	34	5	0	96	212	23	2	0	24	93	70	-24.7%
	Rochester Total	46	21	0	0	67	119	11	1	1	11	55	59	7.3%
	WDNY Total	103	55	5	0	163	331	34	3	1	35	148	129	-12.8%
Mar.	Chief Judge Bucki	82	29	2	0	113	267	13	0	2	11	89	113	27.0%
	Judge Kaplan	0	0	0	0	0	0	11	0	0	11	1	0	-100.0%
	Judge Warren(Buffalo)	17	8	0	0	25	83	0	0	0	0	46	23	-50.0%
	Judge Warren(Rochester)	40	25	1	0	66	185	11	0	1	10	80	71	-11.3%
	Buffalo Total	99	37	2	0	138	350	24	0	2	22	136	136	0.0%
	Rochester Total	40	25	1	0	66	185	11	0	1	10	80	71	-11.3%
	WDNY Total	139	62	3	0	204	535	35	0	3	32	216	207	-4.2%
Apr.	Chief Judge Bucki	74	33	1	0	108	375	11	1	0	12	84	135	60.7%
	Judge Kaplan	0	0	0	0	0	0	11	0	0	11	1	0	-100.0%
	Judge Warren(Buffalo)	17	7	0	0	24	107	0	0	0	0	16	30	87.5%
	Judge Warren(Rochester)	38	20	0	0	58	243	10	1	1	10	61	57	-6.6%
	Buffalo Total	91	40	1	0	132	482	22	2	0	23	101	165	63.4%
	Rochester Total	38	20	0	0	58	243	10	1	1	10	61	57	-6.6%
	WDNY Total	129	60	1	0	190	725	32	3	1	33	162	222	37.0%

U.S. Bankruptcy Court - Western District of New York

Caseload by Judge, Division & District

Month Ending November 30, 2024

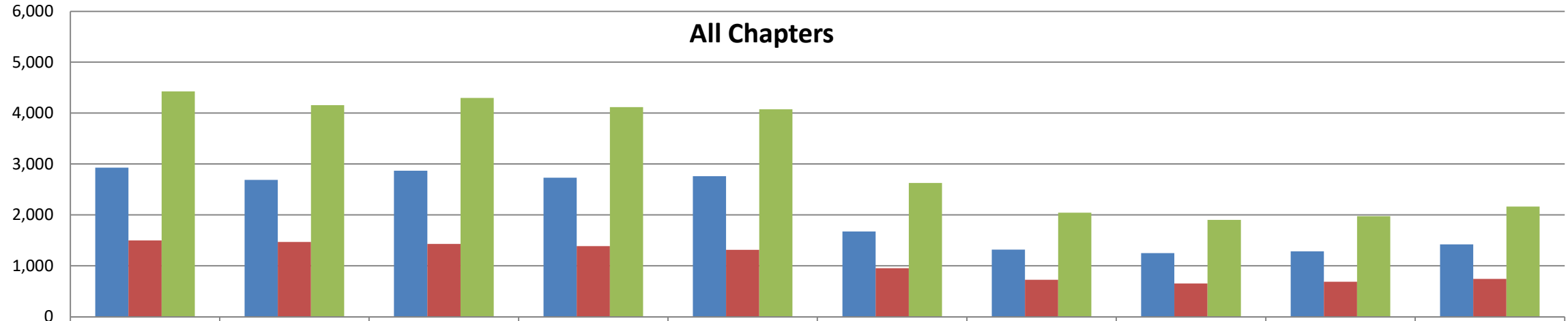
Report #4

Page 2 of 3

		Chapter 7	Chapter 13	Chapter 11	Chapter 12/15	Cases Filed by Month	Cases Filed YTD	Adversary Cases				Case Closings		
								Pending Prior Month	New	Closed Current Month	Net Pending	Cases Closed 2023	Cases Closed 2024	% change
May	Chief Judge Bucki	79	35	2	1	117	492	12	0	1	11	107	80	-25.2%
	Judge Kaplan	0	0	0	0	0	0	11	0	0	11	0	0	n/a
	Judge Warren(Buffalo)	26	10	0	0	36	143	0	0	0	0	32	26	-18.8%
	Judge Warren(Rochester)	57	16	0	1	74	317	10	8	0	18	69	68	-1.4%
	Buffalo Total	105	45	2	1	153	635	23	0	1	22	139	106	-23.7%
	Rochester Total	57	16	0	1	74	317	10	8	0	18	69	68	-1.4%
	WDNY Total	162	61	2	2	227	952	33	8	1	40	208	174	-16.3%
June	Chief Judge Bucki	52	27	1	0	80	572	11	2	2	11	63	51	-19.0%
	Judge Kaplan	0	0	0	0	0	0	11	0	0	11	0	0	n/a
	Judge Warren(Buffalo)	19	10	0	0	29	172	0	0	0	0	22	21	-4.5%
	Judge Warren(Rochester)	44	20	0	0	64	381	18	1	2	17	50	58	16.0%
	Buffalo Total	71	37	1	0	109	744	22	3	2	22	85	72	-15.3%
	Rochester Total	44	20	0	0	64	381	18	1	2	17	50	58	16.0%
	WDNY Total	115	57	1	0	173	1,125	40	4	4	39	135	130	-3.7%
July	Chief Judge Bucki	67	28	2	0	97	669	11	1	1	11	88	114	29.5%
	Judge Kaplan	0	0	0	0	0	0	11	0	0	11	0	0	n/a
	Judge Warren(Buffalo)	22	5	0	0	27	199	0	0	0	0	11	25	127.3%
	Judge Warren(Rochester)	43	17	0	0	60	441	17	1	1	17	33	63	90.9%
	Buffalo Total	89	33	2	0	124	868	22	2	1	22	99	139	40.4%
	Rochester Total	43	17	0	0	60	441	17	1	1	17	33	63	90.9%
	WDNY Total	132	50	2	0	184	1,309	39	3	2	39	132	202	53.0%
Aug.	Chief Judge Bucki	58	35	2	0	95	764	11	1	1	11	144	91	-36.8%
	Judge Kaplan	0	1	0	0	1	1	11	0	0	11	1	0	-100.0%
	Judge Warren (Buffalo)	15	6	0	0	21	220	0	0	0	0	37	31	-16.2%
	Judge Warren (Rochester)	50	15	0	0	65	506	17	4	1	20	95	73	-23.2%
	Buffalo Total	73	42	2	0	117	985	22	5	1	22	182	122	-33.0%
	Rochester Total	50	15	0	0	65	506	17	4	1	20	95	73	-23.2%
	WDNY Total	123	57	2	0	182	1,491	39	9	2	42	277	195	-29.6%

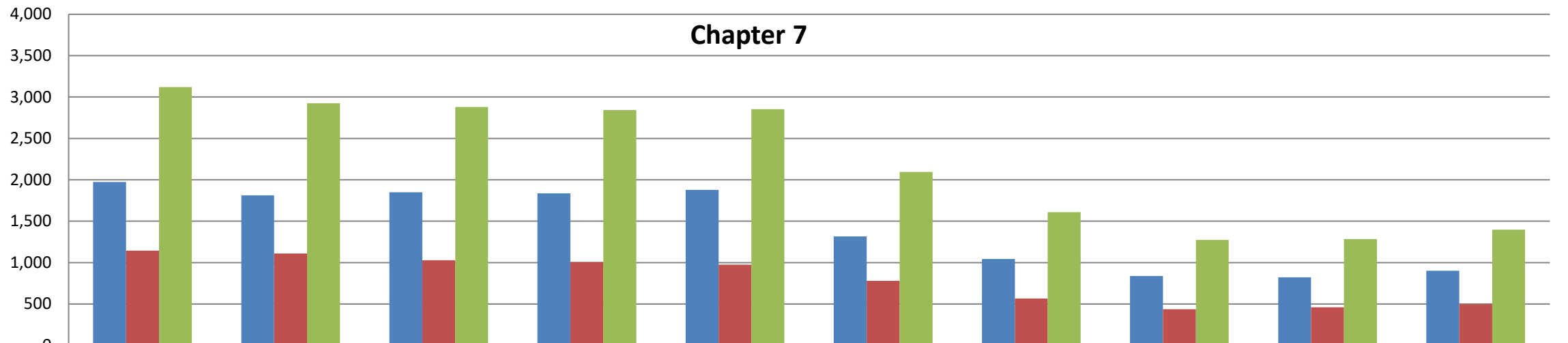
		Chapter 7	Chapter 13	Chapter 11	Chapter 12/15	Cases Filed by Month	Cases Filed YTD	Adversary Cases				Case Closings		
								Pending Prior Month	New	Closed Current Month	Net Pending	Cases Closed 2023	Cases Closed 2024	% change
Sep.	Chief Judge Bucki	64	82	2	0	148	912	11	0	1	10	75	102	36.0%
	Judge Kaplan	0	0	0	0	0	1	11	0	0	11	0	0	n/a
	Judge Warren(Buffalo)	16	9	0	0	25	245	0	0	0	0	36	36	0.0%
	Judge Warren(Rochester)	51	29	0	0	80	586	20	0	3	17	79	69	-12.7%
	Buffalo Total	80	91	2	0	173	1,158	22	0	1	21	111	138	24.3%
	Rochester Total	51	29	0	0	80	586	20	0	3	17	79	69	-12.7%
	WDNY Total	131	120	2	0	253	1,744	42	0	4	38	190	207	8.9%
Oct.	Chief Judge Bucki	62	43	1	0	106	1,018	10	0	2	8	107	98	-8.4%
	Judge Kaplan	0	0	0	0	0	1	11	0	0	11	0	1	n/a
	Judge Warren (Buffalo)	22	16	0	0	38	283	0	0	0	0	32	28	-12.5%
	Judge Warren (Rochester)	48	43	1	0	92	678	17	1	5	13	53	61	15.1%
	Buffalo Total	84	59	1	0	144	1,302	21	0	2	19	139	127	-8.6%
	Rochester Total	48	43	1	0	92	678	17	1	5	13	53	61	15.1%
	WDNY Total	132	102	2	0	236	1,980	38	1	7	32	192	188	-2.1%
Nov.	Chief Judge Bucki	63	24	2	0	89	1,107	8	1	3	6	87	71	-18.4%
	Judge Kaplan	0	0	0	0	0	1	11	0	0	11	0	0	n/a
	Judge Warren (Buffalo)	18	11	0	0	29	312	0	0	0	0	17	15	-11.8%
	Judge Warren (Rochester)	43	24	0	0	67	745	13	0	0	13	64	56	-12.5%
	Buffalo Total	81	35	2	0	118	1,420	19	1	3	17	104	86	-17.3%
	Rochester Total	43	24	0	0	67	745	13	0	0	13	64	56	-12.5%
	WDNY Total	124	59	2	0	185	2,165	32	1	3	30	168	142	-15.5%
Year to Date	Chapter 7	Chapter 13	Chapter 11	Chapter 12 & 15	YTD Totals All Chapters	Adversary Cases YTD				Case Closings YTD				
						New	Closed	Net Pending	Cases Closed 2023	Cases Closed 2024	% change			
Chief Judge Bucki YTD	691	394	21	1	1,107	8	15	6	1,039	1,036	-0.3%			
Judge Kaplan YTD	0	1	0	0	1	0	0	11	4	1	-75.0%			
Judge Warren (Buff & Roch) YTD	707	347	2	1	1,057	19	18	13	994	968	-2.6%			
Judge Warren (Buffalo) YTD	210	102	0	0	312	0	0	0	293	286	-2.4%			
Judge Warren (Rochester) YTD	497	245	2	1	745	19	18	13	701	682	-2.7%			
Buffalo Total YTD	901	497	21	1	1,420	18	15	17	1,336	1,323	-1.0%			
Rochester Total YTD	497	245	2	1	745	19	18	13	701	682	-2.7%			
WDNY Totals YTD	1,398	742	23	2	2,165	37	33	30	2,037	2,005	-1.6%			

All Chapters



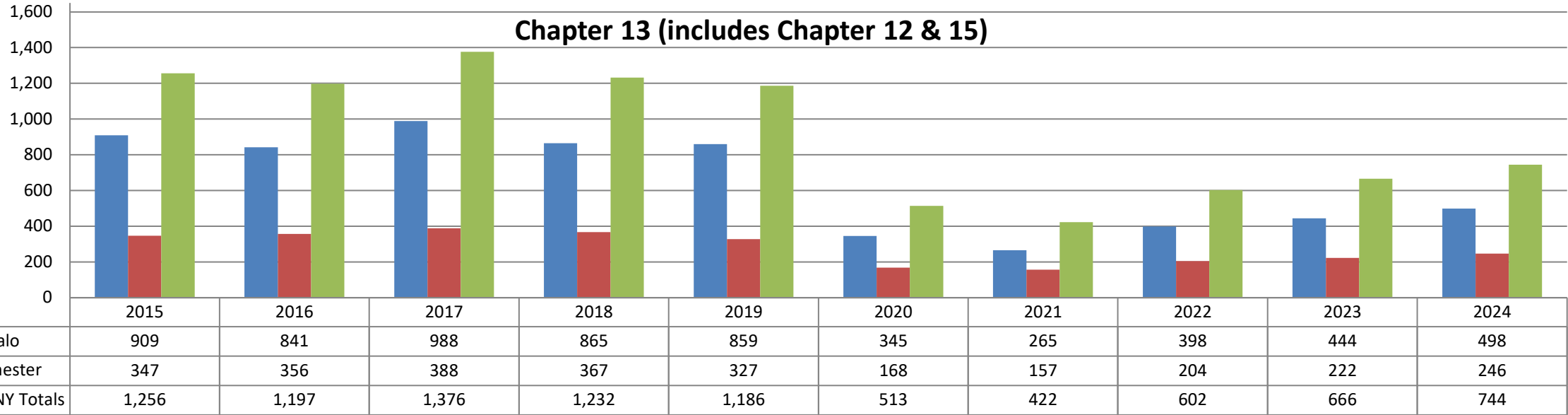
	2015	2016	2017	2018	2019	2020	2021	2022	2023	2024
■ Buffalo	2,928	2,688	2,866	2,732	2,760	1,674	1,317	1,250	1,284	1,420
■ Rochester	1,497	1,469	1,429	1,385	1,313	953	728	653	689	745
■ WDNY Total	4,425	4,157	4,295	4,117	4,073	2,627	2,045	1,903	1,973	2,165

Chapter 7



	2015	2016	2017	2018	2019	2020	2021	2022	2023	2024
■ Buffalo	1,974	1,813	1,849	1,835	1,877	1,315	1,043	838	823	901
■ Rochester	1,145	1,110	1,029	1,007	975	780	567	436	460	497
■ WDNY Total	3,119	2,923	2,878	2,842	2,852	2,095	1,610	1,274	1,283	1,398

Chapter 13 (includes Chapter 12 & 15)



Chapter 11

