

Month Ending October 31, 2021

		Cases Filed 2020	Cases Filed 2021	% change same month	% change YTD	Chapter 7				Chapter 13				Chapter 11	Ch 12 & 15
						¹ Non-Bus.	² Business	³ Other	Total Ch. 7	¹ Non-Bus.	² Business	³ Other	Total Ch.13		
Jan.	Buffalo	187	92	-50.8%	-50.8%	70	4	0	74	18	0	0	18	0	0
	Rochester	98	51	-48.0%	-48.0%	36	5	0	41	9	0	0	9	1	0
	WDNY Total Month	285	143	-49.8%	-49.8%	106	9	0	115	27	0	0	27	1	0
	WDNY Total YTD	285	143			106	9	0	115	27	0	0	27	1	0
Feb.	Buffalo	155	102	-34.2%	-43.3%	84	1	1	86	15	0	0	15	1	0
	Rochester	88	76	-13.6%	-31.7%	54	2	0	56	19	1	0	20	0	0
	WDNY Total Month	243	178	-26.7%	-39.2%	138	3	1	142	34	1	0	35	1	0
	WDNY Total YTD	528	321			244	12	1	257	61	1	0	62	2	0
Mar.	Buffalo	215	151	-29.8%	-38.1%	126	1	0	127	24	0	0	24	0	0
	Rochester	116	72	-37.9%	-34.1%	52	1	0	53	18	0	0	18	1	0
	WDNY Total Month	331	223	-32.6%	-36.7%	178	2	0	180	42	0	0	42	1	0
	WDNY Total YTD	859	544			422	14	1	437	103	1	0	104	3	0
Apr.	Buffalo	96	135	40.6%	-26.5%	105	4	1	110	24	0	0	24	1	0
	Rochester	55	78	41.8%	-22.4%	67	1	0	68	9	1	0	10	0	0
	WDNY Total Month	151	213	41.1%	-25.0%	172	5	1	178	33	1	0	34	1	0
	WDNY Total YTD	1,010	757			594	19	2	615	136	2	0	138	4	0
May	Buffalo	124	126	1.6%	-22.0%	94	5	0	99	25	1	0	26	1	0
	Rochester	67	69	3.0%	-18.4%	50	3	1	54	14	0	0	14	0	1
	WDNY Total Month	191	195	2.1%	-20.7%	144	8	1	153	39	1	0	40	1	1
	WDNY Total YTD	1,201	952			738	27	3	768	175	3	0	178	5	1
June	Buffalo	124	115	-7.3%	-20.0%	92	1	0	93	21	1	0	22	0	0
	Rochester	83	68	-18.1%	-18.3%	52	0	0	52	15	0	0	15	0	1
	WDNY Total Month	207	183	-11.6%	-19.4%	144	1	0	145	36	1	0	37	0	1
	WDNY Total YTD	1,408	1,135			882	28	3	913	211	4	0	215	5	2
July	Buffalo	153	132	-13.7%	-19.1%	96	4	0	100	32	0	0	32	0	0
	Rochester	94	68	-27.7%	-19.8%	51	3	0	54	13	0	0	13	1	0
	WDNY Total Month	247	200	-19.0%	-19.3%	147	7	0	154	45	0	0	45	1	0
	WDNY Total YTD	1,655	1,335			1,029	35	3	1,067	256	4	0	260	6	2

¹ Primary "Nature of Debt" is consumer debt. ² Primary "Nature of Debt" is business debt. ³ Primary "Nature of Debt" is other.

U.S. Bankruptcy Court - Western District of New York
Case Filing Report
Month Ending October 31, 2021

Report # 1
Page 2 of 2

		Cases Filed 2020	Cases Filed 2021	% change same month	% change YTD	Chapter 7				Chapter 13				Chapter 11	Ch. 12 & 15	
						¹ Non-Bus.	² Business	³ Other	Total Ch. 7	¹ Non-Bus.	² Business	³ Other	Total Ch.13			
Aug.	Buffalo	147	114	-22.4%	-19.5%	89	1	1	91	21	0	0	21	2	0	
	Rochester	74	59	-20.3%	-19.9%	44	3	0	47	12	0	0	12	0	0	
	WDNY Total Month		221	173	-21.7%	-19.6%	133	4	1	138	33	0	0	33	2	0
	WDNY Total YTD		1,876	1,508			1,162	39	4	1,205	289	4	0	293	8	2
Sep.	Buffalo	116	106	-8.6%	-18.5%	76	4	0	80	25	1	0	26	0	0	
	Rochester	72	58	-19.4%	-19.8%	47	0	0	47	11	0	0	11	0	0	
	WDNY Total Month		188	164	-12.8%	-19.0%	123	4	0	127	36	1	0	37	0	0
	WDNY Total YTD		2,064	1,672			1,285	43	4	1,332	325	5	0	330	8	2
Oct.	Buffalo	131	86	-34.4%	-20.0%	61	3	1	65	18	0	0	18	3	0	
	Rochester	68	38	-44.1%	-21.8%	29	0	1	30	7	0	0	7	0	1	
	WDNY Total Month		199	124	-37.7%	-20.6%	90	3	2	95	25	0	0	25	3	1
	WDNY Total YTD		2,263	1,796			1,375	46	6	1,427	350	5	0	355	11	3
Year to Date		Cases Filed 2020	Cases Filed 2021	% change		Chapter 7 YTD				Chapter 13 YTD				Chapter 11 YTD	Chapter 12 & 15 YTD	
Buffalo YTD		1,448	1,159	-20.0%		893	28	4	925	223	3	0	226	8	0	
Rochester YTD		815	637	-21.8%		482	18	2	502	127	2	0	129	3	3	
WDNY YTD		2,263	1,796	-20.6%		1,375	46	6	1,427	350	5	0	355	11	3	

¹ Primary "Nature of Debt" is consumer debt. ² Primary "Nature of Debt" is business debt. ³ Primary "Nature of Debt" is other.

U.S. Bankruptcy Court - Western District of New York

Case Filings by County

Month Ending October 31, 2021

Report # 2
Page 1 of 1

Counties in Buffalo Division	Jan.	Feb.	March	April	May	June	July	Aug.	Sept.	Oct.	Nov.	Dec.	County Totals 2021 YTD	% chg from 2020 YTD
(Olean) Allegany	0	2	1	2	0	2	3	1	1	2			14	-50.0%
(Olean) Cattaraugus	5	6	3	8	5	3	2	7	8	3			50	-9.1%
Chautauqua	8	9	14	10	9	16	8	15	6	6			101	1.0%
Erie	58	58	98	82	79	74	82	59	63	62			715	-22.5%
(Batavia) Genesee	4	6	4	5	5	4	4	4	7	2			45	-6.3%
Niagara	13	15	26	25	21	15	23	20	17	8			183	-25.3%
(Batavia) Orleans	3	3	3	2	2	1	8	4	2	2			30	3.4%
(Batavia) Wyoming	1	3	2	1	4	0	2	4	2	1			20	5.3%
Out of County	0	0	0	0	1	0	0	0	0	0			1	
2021 Totals	92	102	151	135	126	115	132	114	106	86	0	0	1,159	-20.0%

Counties in Rochester Division	Jan.	Feb.	March	April	May	June	July	Aug.	Sept.	Oct.	Nov.	Dec.	County Totals 2021 YTD	% chg from 2020 YTD
(WG) Chemung	2	4	3	7	7	3	7	2	2	1			38	-15.6%
Livingston	3	1	1	4	1	2	5	1	1	2			21	-34.4%
Monroe	37	48	46	42	43	44	39	30	40	25			394	-24.4%
Ontario	3	9	6	11	4	10	9	7	5	3			67	6.3%
(WG) Schuyler	1	1	0	4	2	0	0	0	0	0			8	-20.0%
Seneca	0	3	3	1	2	0	1	6	1	0			17	21.4%
(WG) Steuben	2	2	9	1	3	4	4	5	2	3			35	-31.4%
Wayne	3	6	3	4	5	5	1	8	7	4			46	-33.3%
Yates	0	2	1	4	2	0	2	0	0	0			11	10.0%
Out of County	0	0	0	0	0	0	0	0	0	0			0	
2021 Totals	51	76	72	78	69	68	68	59	58	38	0	0	637	-21.8%

WDNY Combined Totals	143	178	223	213	195	183	200	173	164	124	0	0	1,796	-20.6%
-----------------------------	------------	------------	------------	------------	------------	------------	------------	------------	------------	------------	----------	----------	--------------	---------------

U.S. Bankruptcy Court - Western District of New York

Historical Case Filing Report (All Chapters)

Month Ending October 31, 2021

Report #3

Page 1 of 2

		2012	% Change	2013	% Change	2014	% Change	2015	% Change	2016	% Change	2017	% Change	2018	% Change	2019	% Change	2020	% Change	2021
Jan.	Buffalo	272	-7.4%	252	-4.0%	242	-22.7%	188	-2.1%	184	11.4%	205	-8.3%	188	-8.5%	172	8.7%	187	-50.8%	92
	Rochester	152	17.8%	179	-25.1%	134	-1.5%	131	-16.8%	109	-19.3%	88	13.6%	100	-2.0%	98	0.0%	98	-48.0%	51
	WDNY Total Month	424	1.7%	431	-12.8%	376	-15.2%	319	-8.2%	293	0.0%	293	-1.7%	288	-6.3%	270	5.6%	285	-49.8%	143
	WDNY Total YTD	424	1.7%	431	-12.8%	376	-15.2%	319	-8.2%	293	0.0%	293	-1.7%	288	-6.3%	270	5.6%	285	-49.8%	143
Feb.	Buffalo	351	-22.2%	273	-15.4%	231	-20.3%	184	15.2%	212	-11.8%	187	-0.5%	186	9.1%	203	-23.6%	155	-34.2%	102
	Rochester	183	-19.1%	148	-29.7%	104	-28.8%	74	32.4%	98	8.2%	106	-10.4%	95	-8.4%	87	1.1%	88	-13.6%	76
	WDNY Total Month	534	-21.2%	421	-20.4%	335	-23.0%	258	20.2%	310	-5.5%	293	-4.1%	281	3.2%	290	-16.2%	243	-26.7%	178
	WDNY Total YTD	958	-11.1%	852	-16.5%	711	-18.8%	577	4.5%	603	-2.8%	586	-2.9%	569	-1.6%	560	-5.7%	528	-39.2%	321
Mar.	Buffalo	419	-5.5%	396	-20.7%	314	-4.5%	300	-15.0%	255	9.0%	278	-7.2%	258	6.6%	275	-21.8%	215	-29.8%	151
	Rochester	237	-27.4%	172	0.0%	172	-23.8%	131	13.7%	149	-2.7%	145	0.0%	145	-17.2%	120	-3.3%	116	-37.9%	72
	WDNY Total Month	656	-13.4%	568	-14.4%	486	-11.3%	431	-6.3%	404	4.7%	423	-4.7%	403	-2.0%	395	-16.2%	331	-32.6%	223
	WDNY Total YTD	1,614	-12.0%	1,420	-15.7%	1,197	-15.8%	1,008	-0.1%	1,007	0.2%	1,009	-3.7%	972	-1.7%	955	-10.1%	859	-36.7%	544
Apr.	Buffalo	369	-10.3%	331	-0.9%	328	-5.2%	311	-15.4%	263	-1.1%	260	0.8%	262	4.2%	273	-64.8%	96	40.6%	135
	Rochester	221	-10.0%	199	-19.1%	161	8.7%	175	-12.6%	153	-18.3%	125	14.4%	143	-2.8%	139	-60.4%	55	41.8%	78
	WDNY Total Month	590	-10.2%	530	-7.7%	489	-0.6%	486	-14.4%	416	-7.5%	385	5.2%	405	1.7%	412	-63.3%	151	41.1%	213
	WDNY Total YTD	2,204	-11.5%	1,950	-13.5%	1,686	-11.4%	1,494	-4.8%	1,423	-2.0%	1,394	-1.2%	1,377	-0.7%	1,367	-26.1%	1,010	-25.0%	757
May	Buffalo	422	-20.1%	337	-15.4%	285	0.7%	287	-15.3%	243	15.6%	281	-16.0%	236	11.9%	264	-53.0%	124	1.6%	126
	Rochester	214	-4.2%	205	-15.1%	174	-18.4%	142	3.5%	147	-1.4%	145	-20.7%	115	7.8%	124	-46.0%	67	3.0%	69
	WDNY Total Month	636	-14.8%	542	-15.3%	459	-6.5%	429	-9.1%	390	9.2%	426	-17.6%	351	10.5%	388	-50.8%	191	2.1%	195
	WDNY Total YTD	2,840	-12.3%	2,492	-13.9%	2,145	-10.3%	1,923	-5.7%	1,813	0.4%	1,820	-5.1%	1,728	1.6%	1,755	-31.6%	1,201	-20.7%	952
June	Buffalo	364	-11.3%	323	-15.5%	273	-12.5%	239	4.6%	250	-5.2%	237	-8.4%	217	-11.1%	193	-35.8%	124	-7.3%	115
	Rochester	156	4.5%	163	-22.7%	126	5.6%	133	3.8%	138	0.7%	139	-12.2%	122	-11.5%	108	-23.1%	83	-18.1%	68
	WDNY Total Month	520	-6.5%	486	-17.9%	399	-6.8%	372	4.3%	388	-3.1%	376	-9.8%	339	-11.2%	301	-31.2%	207	-11.6%	183
	WDNY Total YTD	3,360	-11.4%	2,978	-14.6%	2,544	-9.8%	2,295	-4.1%	2,201	-0.2%	2,196	-5.9%	2,067	-0.5%	2,056	-31.5%	1,408	-19.4%	1,135

U.S. Bankruptcy Court - Western District of New York
Historical Case Filing Report (All Chapters)

Report #3
Page 2 of 2

Month Ending October 31, 2021

		2012	% Change	2013	% Change	2014	% Change	2015	% Change	2016	% Change	2017	% Change	2018	% Change	2019	% Change	2020	% Change	2021
July	Buffalo	328	-13.7%	283	-17.3%	234	9.4%	257	-30.7%	178	34.8%	240	-11.7%	212	9.0%	231	-33.8%	153	-13.7%	132
	Rochester	178	8.4%	193	-26.9%	141	-2.8%	137	-21.9%	107	5.6%	113	-8.8%	103	11.7%	115	-18.3%	94	-27.7%	68
	WDNY Total Month	506	-5.9%	476	-21.2%	375	4.8%	394	-27.7%	285	23.9%	353	-10.8%	315	9.8%	346	-28.6%	247	-19.0%	200
	WDNY Total YTD	3,866	-10.7%	3,454	-15.5%	2,919	-7.9%	2,689	-7.5%	2,486	2.5%	2,549	-6.6%	2,382	0.8%	2,402	-31.1%	1,655	-19.3%	1,335
Aug	Buffalo	360	-15.6%	304	-23.4%	233	-8.2%	214	9.8%	235	3.4%	243	-8.2%	223	-11.2%	198	-25.8%	147	-22.4%	114
	Rochester	179	-20.7%	142	-1.4%	140	-10.7%	126	-12.7%	110	10.0%	121	3.3%	125	-12.0%	110	-32.7%	74	-20.3%	59
	WDNY Total Month	539	-17.3%	446	-16.4%	373	-9.1%	340	1.5%	345	5.5%	364	-4.4%	348	-11.5%	308	-28.2%	221	-21.7%	173
	WDNY Total YTD	4,405	-11.5%	3,900	-15.6%	3,292	-8.0%	3,029	-6.5%	2,831	2.9%	2,913	-6.3%	2,730	-0.7%	2,710	-30.8%	1,876	-19.6%	1,508
Sep	Buffalo	256	13.3%	290	-2.1%	284	0.0%	284	-18.3%	232	13.8%	264	12.9%	298	8.1%	322	-64.0%	116	-8.6%	106
	Rochester	134	15.7%	155	-12.9%	135	-20.0%	108	6.5%	115	1.7%	117	-11.1%	104	1.9%	106	-32.1%	72	-19.4%	58
	WDNY Total Month	390	14.1%	445	-5.8%	419	-6.4%	392	-11.5%	347	9.8%	381	5.5%	402	6.5%	428	-56.1%	188	-12.8%	164
	WDNY Total YTD	4,795	-9.4%	4,345	-14.6%	3,711	-7.9%	3,421	-7.1%	3,178	3.7%	3,294	-4.9%	3,132	0.2%	3,138	-34.2%	2,064	-19.0%	1,672
Oct	Buffalo	410	-4.6%	391	-24.0%	297	-11.8%	262	18.7%	311	-13.5%	269	21.6%	327	-18.3%	267	-50.9%	131	-34.4%	86
	Rochester	162	-14.2%	139	-12.9%	121	9.9%	133	-13.5%	115	3.5%	119	-2.5%	116	4.3%	121	-43.8%	68	-44.1%	38
	WDNY Total Month	572	-7.3%	530	-21.1%	418	-5.5%	395	7.8%	426	-8.9%	388	14.2%	443	-12.4%	388	-48.7%	199	-37.7%	124
	WDNY Total YTD	5,367	-9.2%	4,875	-15.3%	4,129	-7.6%	3,816	-5.6%	3,604	2.2%	3,682	-2.9%	3,575	-1.4%	3,526	-35.8%	2,263	-20.6%	1,796
Nov	Buffalo	265	-10.9%	236	-2.5%	230	-7.4%	213	-15.0%	181	20.4%	218	-17.0%	181	6.1%	192	-44.8%	106		
	Rochester	160	-16.3%	134	-5.2%	127	0.0%	127	-1.6%	125	-4.0%	120	0.8%	121	-7.4%	112	-29.5%	79		
	WDNY Total Month	425	-12.9%	370	-3.5%	357	-4.8%	340	-10.0%	306	10.5%	338	-10.7%	302	0.7%	304	-39.1%	185		
	WDNY Total YTD	5,792	-9.4%	5,245	-14.5%	4,486	-7.4%	4,156	-5.9%	3,910	2.8%	4,020	-3.6%	3,877	-1.2%	3,830	-36.1%	2,448		
Dec	Buffalo	260	-16.9%	216	-2.8%	210	-10.5%	189	-23.8%	144	27.8%	184	-21.7%	144	18.1%	170	-29.4%	120		
	Rochester	140	-9.3%	127	15.7%	147	-45.6%	80	28.8%	103	-11.7%	91	5.5%	96	-24.0%	73	-19.2%	59		
	WDNY Total Month	400	-14.3%	343	4.1%	357	-24.9%	269	-8.2%	247	11.3%	275	-12.7%	240	1.3%	243	-26.3%	179		
	WDNY Total YTD	6,192	-9.8%	5,588	-13.3%	4,843	-8.7%	4,425	-6.1%	4,157	3.3%	4,295	-4.1%	4,117	-1.1%	4,073	-35.5%	2,627		
		2012	% Change	2013	% Change	2014	% Change	2015	% Change	2016	% Change	2017	% Change	2018	% Change	2019	% Change	2020	% Change	2021
Buffalo Total		4,076	-10.9%	3,632	-13.0%	3,161	-7.4%	2,928	-8.2%	2,688	6.6%	2,866	-4.7%	2,732	1.0%	2,760	-39.3%	1,674		1,159
Rochester Total		2,116	-7.6%	1,956	-14.0%	1,682	-11.0%	1,497	-1.9%	1,469	-2.7%	1,429	-3.1%	1,385	-5.2%	1,313	-27.4%	953		637
WDNY Total		6,192	-9.8%	5,588	-13.3%	4,843	-8.6%	4,425	-6.1%	4,157	3.3%	4,295	-4.1%	4,117	-1.1%	4,073	-35.5%	2,627		1,796

		Chapter 7	Chapter 13	Chapter 11	Chapter 12/15	Cases Filed by Month	Cases Filed YTD	Adversary Cases				Case Closings		
								Pending Prior Month	New	Closed Current Month	Net Pending	Cases Closed 2020	Cases Closed 2021	% change
Jan.	Chief Judge Bucki	43	12	0	0	55	55	29	11	1	39	165	83	-49.7%
	Judge Kaplan	18	5	0	0	23	23	61	0	6	55	82	63	-23.2%
	Judge Warren(Buffalo)	13	1	0	0	14	14	0	0	0	0	16	15	-6.3%
	Judge Warren(Rochester)	41	9	1	0	51	51	6	0	0	6	129	77	-40.3%
	Buffalo Total	74	18	0	0	92	92	90	11	7	94	263	161	-38.8%
	Rochester Total	41	9	1	0	51	51	6	0	0	6	129	77	-40.3%
	WDNY Total	115	27	1	0	143	143	96	11	7	100	392	238	-39.3%
Feb.	Chief Judge Bucki	56	11	1	0	68	123	39	1	1	39	100	70	-30.0%
	Judge Kaplan	26	3	0	0	29	52	55	0	1	54	71	37	-47.9%
	Judge Warren(Buffalo)	4	1	0	0	5	19	0	0	0	0	23	6	-73.9%
	Judge Warren(Rochester)	56	20	0	0	76	127	6	0	2	4	126	92	-27.0%
	Buffalo Total	86	15	1	0	102	194	94	0	2	93	194	113	-41.8%
	Rochester Total	56	20	0	0	76	127	6	0	2	4	126	92	-27.0%
	WDNY Total	142	35	1	0	178	321	100	0	4	97	320	205	-35.9%
Mar.	Chief Judge Bucki	86	19	0	0	105	228	39	6	2	43	148	101	-31.8%
	Judge Kaplan	35	5	0	0	40	92	54	0	8	46	86	63	-26.7%
	Judge Warren(Buffalo)	6	0	0	0	6	25	0	0	0	0	24	3	-87.5%
	Judge Warren(Rochester)	53	18	1	0	72	199	4	0	0	4	108	77	-28.7%
	Buffalo Total	127	24	0	0	151	345	93	6	10	89	258	167	-35.3%
	Rochester Total	53	18	1	0	72	199	4	0	0	4	108	77	-28.7%
	WDNY Total	180	42	1	0	223	544	97	6	10	93	366	244	-33.3%
Apr.	Chief Judge Bucki	66	18	1	0	85	313	43	1	3	41	115	105	-8.7%
	Judge Kaplan	27	6	0	0	33	125	46	0	3	43	61	76	24.6%
	Judge Warren(Buffalo)	17	0	0	0	17	42	0	0	0	0	18	20	11.1%
	Judge Warren(Rochester)	68	10	0	0	78	277	4	0	2	2	98	82	-16.3%
	Buffalo Total	110	24	1	0	135	480	89	1	6	84	194	201	3.6%
	Rochester Total	68	10	0	0	78	277	4	0	2	2	98	82	-16.3%
	WDNY Total	178	34	1	0	213	757	93	1	8	86	292	283	-3.1%

		Chapter 7	Chapter 13	Chapter 11	Chapter 12/15	Cases Filed by Month	Cases Filed YTD	Adversary Cases				Case Closings		
								Pending Prior Month	New	Closed Current Month	Net Pending	Cases Closed 2020	Cases Closed 2021	% change
May	Chief Judge Bucki	71	17	0	0	88	401	41	1	5	37	73	57	-21.9%
	Judge Kaplan	24	8	1	0	33	158	43	0	0	43	47	34	-27.7%
	Judge Warren(Buffalo)	4	1	0	0	5	47	0	0	0	0	9	9	0.0%
	Judge Warren(Rochester)	54	14	0	1	69	346	2	0	0	2	89	59	-33.7%
	Buffalo Total	99	26	1	0	126	606	84	1	5	80	129	100	-22.5%
	Rochester Total	54	14	0	1	69	346	2	0	0	2	89	59	-33.7%
	WDNY Total	153	40	1	1	195	952	86	1	5	82	218	159	-27.1%
June	Chief Judge Bucki	75	20	0	0	95	496	37	5	4	38	122	115	-5.7%
	Judge Kaplan	0	0	0	0	0	158	43	0	4	39	65	69	6.2%
	Judge Warren(Buffalo)	18	2	0	0	20	67	0	0	0	0	29	8	-72.4%
	Judge Warren(Rochester)	52	15	0	1	68	414	2	0	0	2	83	105	26.5%
	Buffalo Total	93	22	0	0	115	721	80	5	8	77	216	192	-11.1%
	Rochester Total	52	15	0	1	68	414	2	0	0	2	83	105	26.5%
	WDNY Total	145	37	0	1	183	1,135	82	5	8	79	299	297	-0.7%
July	Chief Judge Bucki	71	24	0	0	95	591	38	0	2	36	142	105	-26.1%
	Judge Kaplan	0	0	0	0	0	158	39	2	2	39	49	43	-12.2%
	Judge Warren(Buffalo)	29	8	0	0	37	104	0	0	0	0	21	12	-42.9%
	Judge Warren(Rochester)	54	13	1	0	68	482	2	0	0	2	139	86	-38.1%
	Buffalo Total	100	32	0	0	132	853	77	2	4	75	212	160	-24.5%
	Rochester Total	54	13	1	0	68	482	2	0	0	2	139	86	-38.1%
	WDNY Total	154	45	1	0	200	1,335	79	2	4	77	351	246	-29.9%
Aug.	Chief Judge Bucki	62	18	2	0	82	673	36	5	4	37	85	95	11.8%
	Judge Kaplan	0	0	0	0	0	158	39	0	1	38	61	55	-9.8%
	Judge Warren (Buffalo)	29	3	0	0	32	136	0	0	0	0	12	10	-16.7%
	Judge Warren (Rochester)	47	12	0	0	59	541	2	3	1	4	72	81	12.5%
	Buffalo Total	91	21	2	0	114	967	75	5	5	75	158	160	1.3%
	Rochester Total	47	12	0	0	59	541	2	3	1	4	72	81	12.5%
	WDNY Total	138	33	2	0	173	1,508	77	8	6	79	230	241	4.8%

U.S. Bankruptcy Court - Western District of New York

Caseload by Judge, Division & District

Month Ending October 31, 2021

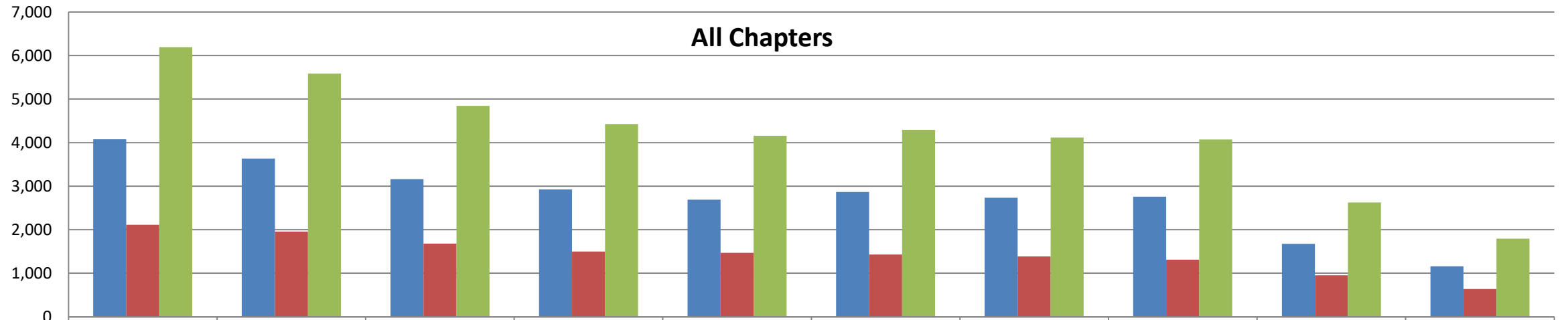
Report #4

Page 3 of 3

		Chapter 7	Chapter 13	Chapter 11	Chapter 12/15	Cases Filed by Month	Cases Filed YTD	Adversary Cases				Case Closings		
								Pending Prior Month	New	Closed Current Month	Net Pending	Cases Closed 2020	Cases Closed 2021	% change
Sep.	Chief Judge Bucki	56	22	0	0	78	751	37	0	3	34	132	92	-30.3%
	Judge Kaplan	0	0	0	0	0	158	38	0	4	34	55	37	-32.7%
	Judge Warren(Buffalo)	24	4	0	0	28	164	0	0	0	0	25	7	-72.0%
	Judge Warren(Rochester)	47	11	0	0	58	599	4	3	0	7	93	70	-24.7%
	Buffalo Total	80	26	0	0	106	1,073	75	0	7	68	212	136	-35.8%
	Rochester Total	47	11	0	0	58	599	4	3	0	7	93	70	-24.7%
	WDNY Total	127	37	0	0	164	1,672	79	3	7	75	305	206	-32.5%
Oct.	Chief Judge Bucki	55	16	3	0	74	825	34	1	8	27	120	83	-30.8%
	Judge Kaplan	0	0	0	0	0	158	34	0	0	34	58	18	-69.0%
	Judge Warren (Buffalo)	10	2	0	0	12	176	0	0	0	0	15	14	-6.7%
	Judge Warren (Rochester)	30	7	0	1	38	637	7	2	1	8	100	90	-10.0%
	Buffalo Total	65	18	3	0	86	1,159	68	1	8	61	193	115	-40.4%
	Rochester Total	30	7	0	1	38	637	7	2	1	8	100	90	-10.0%
	WDNY Total	95	25	3	1	124	1,796	75	3	9	69	293	205	-30.0%

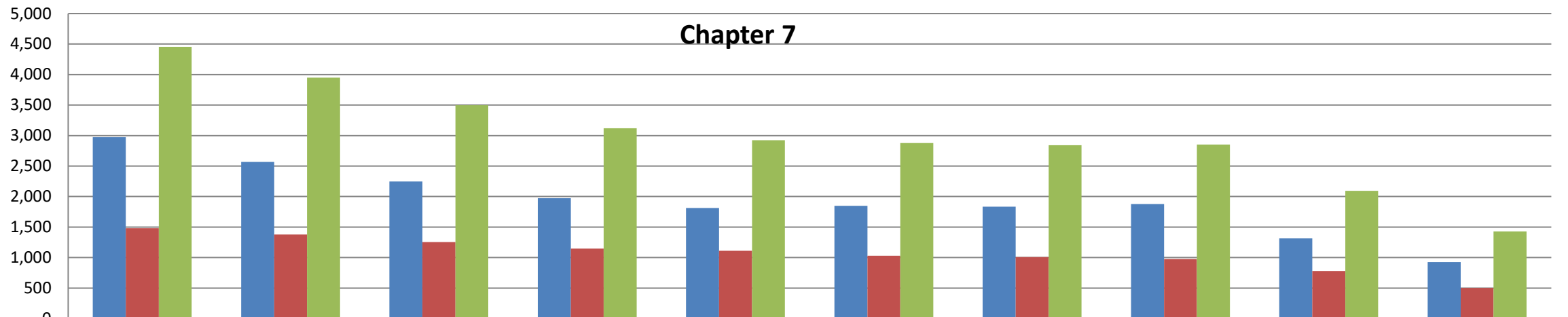
Year to Date	Chapter 7	Chapter 13	Chapter 11	Chapter 12 & 15	YTD Totals All Chapters	Adversary Cases YTD			Case Closings YTD		
						New	Closed	Net Pending	Cases Closed 2020	Cases Closed 2021	% change
Chief Judge Bucki YTD	641	177	7	0	825	31	33	27	1,202	906	-24.6%
Judge Kaplan YTD	130	27	1	0	158	2	29	34	635	495	-22.0%
Judge Warren (Buff & Roch) YTD	656	151	3	3	813	8	8	8	1,229	923	-24.9%
Judge Warren (Buffalo) YTD	154	22	0	0	176	0	0	0	192	104	-45.8%
Judge Warren (Rochester) YTD	502	129	3	3	637	8	6	8	1,037	819	-21.0%
Buffalo Total YTD	925	226	8	0	1,159	32	62	61	2,029	1,505	-25.8%
Rochester Total YTD	502	129	3	3	637	8	6	8	1,037	819	-21.0%
WDNY Totals YTD	1,427	355	11	3	1,796	40	68	69	3,066	2,324	-24.2%

All Chapters



Buffalo	4,076	3,632	3,161	2,928	2,688	2,866	2,732	2,760	1,674	1,159
Rochester	2,116	1,956	1,682	1,497	1,469	1,429	1,385	1,313	953	637
WDNY Total	6,192	5,588	4,843	4,425	4,157	4,295	4,117	4,073	2,627	1,796

Chapter 7



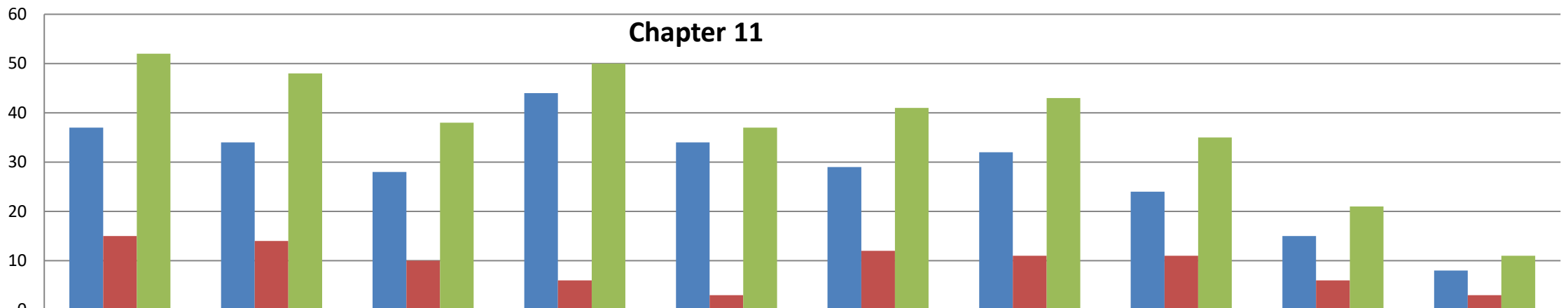
Buffalo	2,974	2,569	2,246	1,974	1,813	1,849	1,835	1,877	1,315	925
Rochester	1,481	1,379	1,252	1,145	1,110	1,029	1,007	975	780	502
WDNY Total	4,455	3,948	3,498	3,119	2,923	2,878	2,842	2,852	2,095	1,427

Chapter 13 (includes Chapter 12 & 15)



	2012	2013	2014	2015	2016	2017	2018	2019	2020	2021
Buffalo	1,065	1,029	887	909	841	988	865	859	344	226
Rochester	620	563	420	347	356	388	367	327	170	132
WDNY Totals	1,685	1,592	1,307	1,256	1,197	1,376	1,232	1,186	514	358

Chapter 11



	2012	2013	2014	2015	2016	2017	2018	2019	2020	2021
Buffalo	37	34	28	44	34	29	32	24	15	8
Rochester	15	14	10	6	3	12	11	11	6	3
WDNY Totals	52	48	38	50	37	41	43	35	21	11