

Month Ending October 31, 2024

|      |                  | Cases Filed<br>2023 | Cases Filed<br>2024 | % change<br>same month | % change<br>YTD | Chapter 7             |                       |                    |             | Chapter 13            |                       |                    |             | Chapter 11 | Ch 12 & 15 |
|------|------------------|---------------------|---------------------|------------------------|-----------------|-----------------------|-----------------------|--------------------|-------------|-----------------------|-----------------------|--------------------|-------------|------------|------------|
|      |                  |                     |                     |                        |                 | <sup>1</sup> Non-Bus. | <sup>2</sup> Business | <sup>3</sup> Other | Total Ch. 7 | <sup>1</sup> Non-Bus. | <sup>2</sup> Business | <sup>3</sup> Other | Total Ch.13 |            |            |
| Jan. | Buffalo          | 78                  | 116                 | 48.7%                  | 48.7%           | 70                    | 1                     | 0                  | 71          | 44                    | 0                     | 0                  | 44          | 1          | 0          |
|      | Rochester        | 56                  | 52                  | -7.1%                  | -7.1%           | 35                    | 2                     | 0                  | 37          | 15                    | 0                     | 0                  | 15          | 0          | 0          |
|      | WDNY Total Month | 134                 | 168                 | 25.4%                  | 25.4%           | 105                   | 3                     | 0                  | 108         | 59                    | 0                     | 0                  | 59          | 1          | 0          |
|      | WDNY Total YTD   | 134                 | 168                 |                        |                 | 105                   | 3                     | 0                  | 108         | 59                    | 0                     | 0                  | 59          | 1          | 0          |
| Feb. | Buffalo          | 84                  | 96                  | 14.3%                  | 30.9%           | 56                    | 1                     | 0                  | 57          | 34                    | 0                     | 0                  | 34          | 5          | 0          |
|      | Rochester        | 39                  | 67                  | 71.8%                  | 25.3%           | 43                    | 2                     | 1                  | 46          | 20                    | 1                     | 0                  | 21          | 0          | 0          |
|      | WDNY Total Month | 123                 | 163                 | 32.5%                  | 28.8%           | 99                    | 3                     | 1                  | 103         | 54                    | 1                     | 0                  | 55          | 5          | 0          |
|      | WDNY Total YTD   | 257                 | 331                 |                        |                 | 204                   | 6                     | 1                  | 211         | 113                   | 1                     | 0                  | 114         | 6          | 0          |
| Mar. | Buffalo          | 138                 | 138                 | 0.0%                   | 16.7%           | 99                    | 0                     | 0                  | 99          | 35                    | 2                     | 0                  | 37          | 2          | 0          |
|      | Rochester        | 50                  | 66                  | 32.0%                  | 27.6%           | 39                    | 1                     | 0                  | 40          | 24                    | 1                     | 0                  | 25          | 1          | 0          |
|      | WDNY Total Month | 188                 | 204                 | 8.5%                   | 20.2%           | 138                   | 1                     | 0                  | 139         | 59                    | 3                     | 0                  | 62          | 3          | 0          |
|      | WDNY Total YTD   | 445                 | 535                 |                        |                 | 342                   | 7                     | 1                  | 350         | 172                   | 4                     | 0                  | 176         | 9          | 0          |
| Apr. | Buffalo          | 110                 | 132                 | 20.0%                  | 17.6%           | 86                    | 5                     | 0                  | 91          | 39                    | 1                     | 0                  | 40          | 1          | 0          |
|      | Rochester        | 56                  | 58                  | 3.6%                   | 20.9%           | 37                    | 1                     | 0                  | 38          | 19                    | 0                     | 1                  | 20          | 0          | 0          |
|      | WDNY Total Month | 166                 | 190                 | 14.5%                  | 18.7%           | 123                   | 6                     | 0                  | 129         | 58                    | 1                     | 1                  | 60          | 1          | 0          |
|      | WDNY Total YTD   | 611                 | 725                 |                        |                 | 465                   | 13                    | 1                  | 479         | 230                   | 5                     | 1                  | 236         | 10         | 0          |
| May  | Buffalo          | 134                 | 153                 | 14.2%                  | 16.7%           | 100                   | 4                     | 1                  | 105         | 44                    | 1                     | 0                  | 45          | 2          | 1          |
|      | Rochester        | 72                  | 74                  | 2.8%                   | 16.1%           | 53                    | 4                     | 0                  | 57          | 16                    | 0                     | 0                  | 16          | 0          | 1          |
|      | WDNY Total Month | 206                 | 227                 | 10.2%                  | 16.5%           | 153                   | 8                     | 1                  | 162         | 60                    | 1                     | 0                  | 61          | 2          | 2          |
|      | WDNY Total YTD   | 817                 | 952                 |                        |                 | 618                   | 21                    | 2                  | 641         | 290                   | 6                     | 1                  | 297         | 12         | 2          |
| June | Buffalo          | 105                 | 109                 | 3.8%                   | 14.6%           | 69                    | 2                     | 0                  | 71          | 37                    | 0                     | 0                  | 37          | 1          | 0          |
|      | Rochester        | 53                  | 64                  | 20.8%                  | 16.9%           | 40                    | 3                     | 1                  | 44          | 19                    | 1                     | 0                  | 20          | 0          | 0          |
|      | WDNY Total Month | 158                 | 173                 | 9.5%                   | 15.4%           | 109                   | 5                     | 1                  | 115         | 56                    | 1                     | 0                  | 57          | 1          | 0          |
|      | WDNY Total YTD   | 975                 | 1,125               |                        |                 | 727                   | 26                    | 3                  | 756         | 346                   | 7                     | 1                  | 354         | 13         | 2          |
| July | Buffalo          | 102                 | 124                 | 21.6%                  | 15.6%           | 83                    | 6                     | 0                  | 89          | 33                    | 0                     | 0                  | 33          | 2          | 0          |
|      | Rochester        | 63                  | 60                  | -4.8%                  | 13.4%           | 39                    | 4                     | 0                  | 43          | 17                    | 0                     | 0                  | 17          | 0          | 0          |
|      | WDNY Total Month | 165                 | 184                 | 11.5%                  | 14.8%           | 122                   | 10                    | 0                  | 132         | 50                    | 0                     | 0                  | 50          | 2          | 0          |
|      | WDNY Total YTD   | 1,140               | 1,309               |                        |                 | 849                   | 36                    | 3                  | 888         | 396                   | 7                     | 1                  | 404         | 15         | 2          |

<sup>1</sup> Primary "Nature of Debt" is consumer debt.

<sup>2</sup> Primary "Nature of Debt" is business debt.

<sup>3</sup> Primary "Nature of Debt" is other.

U.S. Bankruptcy Court - Western District of New York  
Case Filing Report

Report # 1  
Page 2 of 2

Month Ending October 31, 2024

|               |                  | Cases Filed<br>2023 | Cases Filed<br>2024 | % change<br>same month | % change<br>YTD | Chapter 7             |                       |                    |             | Chapter 13            |                       |                    |             | Chapter 11        | Ch. 12 & 15            |
|---------------|------------------|---------------------|---------------------|------------------------|-----------------|-----------------------|-----------------------|--------------------|-------------|-----------------------|-----------------------|--------------------|-------------|-------------------|------------------------|
|               |                  |                     |                     |                        |                 | <sup>1</sup> Non-Bus. | <sup>2</sup> Business | <sup>3</sup> Other | Total Ch. 7 | <sup>1</sup> Non-Bus. | <sup>2</sup> Business | <sup>3</sup> Other | Total Ch.13 |                   |                        |
| Aug.          | Buffalo          | 128                 | 117                 | -8.6%                  | 12.1%           | 72                    | 1                     | 0                  | 73          | 41                    | 1                     | 0                  | 42          | 2                 | 0                      |
|               | Rochester        | 66                  | 65                  | -1.5%                  | 11.2%           | 49                    | 1                     | 0                  | 50          | 14                    | 1                     | 0                  | 15          | 0                 | 0                      |
|               | WDNY Total Month | 194                 | 182                 | -6.2%                  | 11.8%           | 121                   | 2                     | 0                  | 123         | 55                    | 2                     | 0                  | 57          | 2                 | 0                      |
|               | WDNY Total YTD   | 1,334               | 1,491               |                        |                 | 970                   | 38                    | 3                  | 1,011       | 451                   | 9                     | 1                  | 461         | 17                | 2                      |
| Sep.          | Buffalo          | 142                 | 173                 | 21.8%                  | 13.4%           | 77                    | 3                     | 0                  | 80          | 89                    | 2                     | 0                  | 91          | 2                 | 0                      |
|               | Rochester        | 50                  | 80                  | 60.0%                  | 16.0%           | 50                    | 1                     | 0                  | 51          | 27                    | 1                     | 1                  | 29          | 0                 | 0                      |
|               | WDNY Total Month | 192                 | 253                 | 31.8%                  | 14.3%           | 127                   | 4                     | 0                  | 131         | 116                   | 3                     | 1                  | 120         | 2                 | 0                      |
|               | WDNY Total YTD   | 1,526               | 1,744               |                        |                 | 1,097                 | 42                    | 3                  | 1,142       | 567                   | 12                    | 2                  | 581         | 19                | 2                      |
| Oct.          | Buffalo          | 102                 | 144                 | 41.2%                  | 15.9%           | 81                    | 3                     | 0                  | 84          | 59                    | 0                     | 0                  | 59          | 1                 | 0                      |
|               | Rochester        | 63                  | 92                  | 46.0%                  | 19.4%           | 45                    | 3                     | 0                  | 48          | 43                    | 0                     | 0                  | 43          | 1                 | 0                      |
|               | WDNY Total Month | 165                 | 236                 | 43.0%                  | 17.1%           | 126                   | 6                     | 0                  | 132         | 102                   | 0                     | 0                  | 102         | 2                 | 0                      |
|               | WDNY Total YTD   | 1,691               | 1,980               |                        |                 | 1,223                 | 48                    | 3                  | 1,274       | 669                   | 12                    | 2                  | 683         | 21                | 2                      |
| Year to Date  |                  | Cases Filed<br>2023 | Cases Filed<br>2024 | % change               |                 | Chapter 7 YTD         |                       |                    |             | Chapter 13 YTD        |                       |                    |             | Chapter 11<br>YTD | Chapter<br>12 & 15 YTD |
|               |                  |                     |                     |                        |                 | <sup>1</sup> Non-Bus. | <sup>2</sup> Business | <sup>3</sup> Other | Total Ch. 7 | <sup>1</sup> Non-Bus. | <sup>2</sup> Business | <sup>3</sup> Other | Total Ch.13 |                   |                        |
| Buffalo YTD   |                  | 1,123               | 1,302               | 15.9%                  |                 | 793                   | 26                    | 1                  | 820         | 455                   | 7                     | 0                  | 462         | 19                | 1                      |
| Rochester YTD |                  | 568                 | 678                 | 19.4%                  |                 | 430                   | 22                    | 2                  | 454         | 214                   | 5                     | 2                  | 221         | 2                 | 1                      |
| WDNY YTD      |                  | 1,691               | 1,980               | 17.1%                  |                 | 1,223                 | 48                    | 3                  | 1,274       | 669                   | 12                    | 2                  | 683         | 21                | 2                      |

<sup>1</sup> Primary "Nature of Debt" is consumer debt.

<sup>2</sup> Primary "Nature of Debt" is business debt.

<sup>3</sup> Primary "Nature of Debt" is other.

| Counties in Buffalo Division | Jan.       | Feb.      | March      | April      | May        | June       | July       | Aug.       | Sept.      | Oct.       | Nov.     | Dec.     | County Totals 2024 YTD | % chg from 2023 YTD |
|------------------------------|------------|-----------|------------|------------|------------|------------|------------|------------|------------|------------|----------|----------|------------------------|---------------------|
| (Olean) Allegany             | 0          | 2         | 1          | 2          | 3          | 2          | 1          | 1          | 2          | 2          |          |          | 16                     | -30.4%              |
| (Olean) Cattaraugus          | 5          | 2         | 5          | 6          | 6          | 3          | 4          | 5          | 6          | 8          |          |          | 50                     | 28.2%               |
| Chautauqua                   | 13         | 6         | 16         | 12         | 10         | 6          | 8          | 12         | 6          | 8          |          |          | 97                     | 24.4%               |
| Erie                         | 64         | 62        | 92         | 89         | 98         | 67         | 84         | 77         | 134        | 88         |          |          | 855                    | 16.6%               |
| (Batavia) Genesee            | 3          | 8         | 3          | 3          | 6          | 2          | 0          | 4          | 3          | 4          |          |          | 36                     | 5.9%                |
| Niagara                      | 21         | 14        | 13         | 15         | 25         | 22         | 21         | 15         | 16         | 27         |          |          | 189                    | 11.8%               |
| (Batavia) Orleans            | 7          | 1         | 4          | 1          | 4          | 1          | 3          | 2          | 4          | 5          |          |          | 32                     | 18.5%               |
| (Batavia) Wyoming            | 3          | 1         | 4          | 4          | 1          | 5          | 3          | 1          | 2          | 2          |          |          | 26                     | 30.0%               |
| Out of County                | 0          | 0         | 0          | 0          | 0          | 1          | 0          | 0          | 0          | 0          |          |          | 1                      |                     |
| <b>2024 Totals</b>           | <b>116</b> | <b>96</b> | <b>138</b> | <b>132</b> | <b>153</b> | <b>109</b> | <b>124</b> | <b>117</b> | <b>173</b> | <b>144</b> | <b>0</b> | <b>0</b> | <b>1,302</b>           | <b>15.9%</b>        |

| Counties in Rochester Division | Jan.      | Feb.      | March     | April     | May       | June      | July      | Aug.      | Sept.     | Oct.      | Nov.     | Dec.     | County Totals 2024 YTD | % chg from 2023 YTD |
|--------------------------------|-----------|-----------|-----------|-----------|-----------|-----------|-----------|-----------|-----------|-----------|----------|----------|------------------------|---------------------|
| (WG) Chemung                   | 4         | 2         | 4         | 0         | 5         | 7         | 3         | 0         | 5         | 10        |          |          | 40                     | 17.6%               |
| Livingston                     | 3         | 1         | 1         | 2         | 2         | 2         | 1         | 2         | 2         | 4         |          |          | 20                     | 5.3%                |
| Monroe                         | 34        | 44        | 44        | 43        | 46        | 38        | 47        | 43        | 57        | 58        |          |          | 454                    | 21.1%               |
| Ontario                        | 4         | 7         | 4         | 2         | 9         | 8         | 2         | 6         | 7         | 5         |          |          | 54                     | 38.5%               |
| (WG) Schuyler                  | 0         | 1         | 1         | 0         | 1         | 1         | 2         | 1         | 1         | 0         |          |          | 8                      | -33.3%              |
| Seneca                         | 2         | 2         | 1         | 2         | 1         | 0         | 0         | 4         | 2         | 4         |          |          | 18                     | 38.5%               |
| (WG) Steuben                   | 0         | 3         | 4         | 6         | 5         | 1         | 3         | 4         | 1         | 3         |          |          | 30                     | -16.7%              |
| Wayne                          | 5         | 7         | 6         | 2         | 5         | 5         | 2         | 3         | 5         | 6         |          |          | 46                     | 24.3%               |
| Yates                          | 0         | 0         | 1         | 1         | 0         | 2         | 0         | 2         | 0         | 2         |          |          | 8                      | 166.7%              |
| Out of County                  | 0         | 0         | 0         | 0         | 0         | 0         | 0         | 0         | 0         | 0         |          |          | 0                      |                     |
| <b>2024 Totals</b>             | <b>52</b> | <b>67</b> | <b>66</b> | <b>58</b> | <b>74</b> | <b>64</b> | <b>60</b> | <b>65</b> | <b>80</b> | <b>92</b> | <b>0</b> | <b>0</b> | <b>678</b>             | <b>19.4%</b>        |

|                             |            |            |            |            |            |            |            |            |            |            |          |          |              |              |
|-----------------------------|------------|------------|------------|------------|------------|------------|------------|------------|------------|------------|----------|----------|--------------|--------------|
| <b>WDNY Combined Totals</b> | <b>168</b> | <b>163</b> | <b>204</b> | <b>190</b> | <b>227</b> | <b>173</b> | <b>184</b> | <b>182</b> | <b>253</b> | <b>236</b> | <b>0</b> | <b>0</b> | <b>1,980</b> | <b>17.1%</b> |
|-----------------------------|------------|------------|------------|------------|------------|------------|------------|------------|------------|------------|----------|----------|--------------|--------------|

U.S. Bankruptcy Court - Western District of New York

Historical Case Filing Report (All Chapters)

Month Ending October 31, 2024

Report #3

Page 1 of 2

|      |                       | 2015         | % Change     | 2016         | % Change     | 2017         | % Change     | 2018         | % Change     | 2019         | % Change      | 2020         | % Change      | 2021         | % Change      | 2022       | % Change     | 2023       | % Change     | 2024         |
|------|-----------------------|--------------|--------------|--------------|--------------|--------------|--------------|--------------|--------------|--------------|---------------|--------------|---------------|--------------|---------------|------------|--------------|------------|--------------|--------------|
| Jan. | Buffalo               | 188          | -2.1%        | 184          | 11.4%        | 205          | -8.3%        | 188          | -8.5%        | 172          | 8.7%          | 187          | -50.8%        | 92           | -10.9%        | 82         | -4.9%        | 78         | 48.7%        | 116          |
|      | Rochester             | 131          | -16.8%       | 109          | -19.3%       | 88           | 13.6%        | 100          | -2.0%        | 98           | 0.0%          | 98           | -48.0%        | 51           | -11.8%        | 45         | 24.4%        | 56         | -7.1%        | 52           |
|      | WDNY Total Month      | 319          | -8.2%        | 293          | 0.0%         | 293          | -1.7%        | 288          | -6.3%        | 270          | 5.6%          | 285          | -49.8%        | 143          | -11.2%        | 127        | 5.5%         | 134        | 25.4%        | 168          |
|      | <b>WDNY Total YTD</b> | <b>319</b>   | <b>-8.2%</b> | <b>293</b>   | <b>0.0%</b>  | <b>293</b>   | <b>-1.7%</b> | <b>288</b>   | <b>-6.3%</b> | <b>270</b>   | <b>5.6%</b>   | <b>285</b>   | <b>-49.8%</b> | <b>143</b>   | <b>-11.2%</b> | <b>127</b> | <b>5.5%</b>  | <b>134</b> | <b>25.4%</b> | <b>168</b>   |
| Feb. | Buffalo               | 184          | 15.2%        | 212          | -11.8%       | 187          | -0.5%        | 186          | 9.1%         | 203          | -23.6%        | 155          | -34.2%        | 102          | -8.8%         | 93         | -9.7%        | 84         | 14.3%        | 96           |
|      | Rochester             | 74           | 32.4%        | 98           | 8.2%         | 106          | -10.4%       | 95           | -8.4%        | 87           | 1.1%          | 88           | -13.6%        | 76           | -36.8%        | 48         | -18.8%       | 39         | 71.8%        | 67           |
|      | WDNY Total Month      | 258          | 20.2%        | 310          | -5.5%        | 293          | -4.1%        | 281          | 3.2%         | 290          | -16.2%        | 243          | -26.7%        | 178          | -20.8%        | 141        | -12.8%       | 123        | 32.5%        | 163          |
|      | <b>WDNY Total YTD</b> | <b>577</b>   | <b>4.5%</b>  | <b>603</b>   | <b>-2.8%</b> | <b>586</b>   | <b>-2.9%</b> | <b>569</b>   | <b>-1.6%</b> | <b>560</b>   | <b>-5.7%</b>  | <b>528</b>   | <b>-39.2%</b> | <b>321</b>   | <b>-16.5%</b> | <b>268</b> | <b>-4.1%</b> | <b>257</b> | <b>28.8%</b> | <b>331</b>   |
| Mar. | Buffalo               | 300          | -15.0%       | 255          | 9.0%         | 278          | -7.2%        | 258          | 6.6%         | 275          | -21.8%        | 215          | -29.8%        | 151          | -12.6%        | 132        | 4.5%         | 138        | 0.0%         | 138          |
|      | Rochester             | 131          | 13.7%        | 149          | -2.7%        | 145          | 0.0%         | 145          | -17.2%       | 120          | -3.3%         | 116          | -37.9%        | 72           | -9.7%         | 65         | -23.1%       | 50         | 32.0%        | 66           |
|      | WDNY Total Month      | 431          | -6.3%        | 404          | 4.7%         | 423          | -4.7%        | 403          | -2.0%        | 395          | -16.2%        | 331          | -32.6%        | 223          | -11.7%        | 197        | -4.6%        | 188        | 8.5%         | 204          |
|      | <b>WDNY Total YTD</b> | <b>1,008</b> | <b>-0.1%</b> | <b>1,007</b> | <b>0.2%</b>  | <b>1,009</b> | <b>-3.7%</b> | <b>972</b>   | <b>-1.7%</b> | <b>955</b>   | <b>-10.1%</b> | <b>859</b>   | <b>-36.7%</b> | <b>544</b>   | <b>-14.5%</b> | <b>465</b> | <b>-4.3%</b> | <b>445</b> | <b>20.2%</b> | <b>535</b>   |
| Apr. | Buffalo               | 311          | -15.4%       | 263          | -1.1%        | 260          | 0.8%         | 262          | 4.2%         | 273          | -64.8%        | 96           | 40.6%         | 135          | -11.9%        | 119        | -7.6%        | 110        | 20.0%        | 132          |
|      | Rochester             | 175          | -12.6%       | 153          | -18.3%       | 125          | 14.4%        | 143          | -2.8%        | 139          | -60.4%        | 55           | 41.8%         | 78           | -21.8%        | 61         | -8.2%        | 56         | 3.6%         | 58           |
|      | WDNY Total Month      | 486          | -14.4%       | 416          | -7.5%        | 385          | 5.2%         | 405          | 1.7%         | 412          | -63.3%        | 151          | 41.1%         | 213          | -15.5%        | 180        | -7.8%        | 166        | 14.5%        | 190          |
|      | <b>WDNY Total YTD</b> | <b>1,494</b> | <b>-4.8%</b> | <b>1,423</b> | <b>-2.0%</b> | <b>1,394</b> | <b>-1.2%</b> | <b>1,377</b> | <b>-0.7%</b> | <b>1,367</b> | <b>-26.1%</b> | <b>1,010</b> | <b>-25.0%</b> | <b>757</b>   | <b>-14.8%</b> | <b>645</b> | <b>-5.3%</b> | <b>611</b> | <b>18.7%</b> | <b>725</b>   |
| May  | Buffalo               | 287          | -15.3%       | 243          | 15.6%        | 281          | -16.0%       | 236          | 11.9%        | 264          | -53.0%        | 124          | 1.6%          | 126          | -17.5%        | 104        | 28.8%        | 134        | 14.2%        | 153          |
|      | Rochester             | 142          | 3.5%         | 147          | -1.4%        | 145          | -20.7%       | 115          | 7.8%         | 124          | -46.0%        | 67           | 3.0%          | 69           | -13.0%        | 60         | 20.0%        | 72         | 2.8%         | 74           |
|      | WDNY Total Month      | 429          | -9.1%        | 390          | 9.2%         | 426          | -17.6%       | 351          | 10.5%        | 388          | -50.8%        | 191          | 2.1%          | 195          | -15.9%        | 164        | 25.6%        | 206        | 10.2%        | 227          |
|      | <b>WDNY Total YTD</b> | <b>1,923</b> | <b>-5.7%</b> | <b>1,813</b> | <b>0.4%</b>  | <b>1,820</b> | <b>-5.1%</b> | <b>1,728</b> | <b>1.6%</b>  | <b>1,755</b> | <b>-31.6%</b> | <b>1,201</b> | <b>-20.7%</b> | <b>952</b>   | <b>-15.0%</b> | <b>809</b> | <b>1.0%</b>  | <b>817</b> | <b>16.5%</b> | <b>952</b>   |
| June | Buffalo               | 239          | 4.6%         | 250          | -5.2%        | 237          | -8.4%        | 217          | -11.1%       | 193          | -35.8%        | 124          | -7.3%         | 115          | 0.9%          | 116        | -9.5%        | 105        | 3.8%         | 109          |
|      | Rochester             | 133          | 3.8%         | 138          | 0.7%         | 139          | -12.2%       | 122          | -11.5%       | 108          | -23.1%        | 83           | -18.1%        | 68           | -29.4%        | 48         | 10.4%        | 53         | 20.8%        | 64           |
|      | WDNY Total Month      | 372          | 4.3%         | 388          | -3.1%        | 376          | -9.8%        | 339          | -11.2%       | 301          | -31.2%        | 207          | -11.6%        | 183          | -10.4%        | 164        | -3.7%        | 158        | 9.5%         | 173          |
|      | <b>WDNY Total YTD</b> | <b>2,295</b> | <b>-4.1%</b> | <b>2,201</b> | <b>-0.2%</b> | <b>2,196</b> | <b>-5.9%</b> | <b>2,067</b> | <b>-0.5%</b> | <b>2,056</b> | <b>-31.5%</b> | <b>1,408</b> | <b>-19.4%</b> | <b>1,135</b> | <b>-14.3%</b> | <b>973</b> | <b>0.2%</b>  | <b>975</b> | <b>15.4%</b> | <b>1,125</b> |

U.S. Bankruptcy Court - Western District of New York  
 Historical Case Filing Report (All Chapters)  
 Month Ending October 31, 2024

|                        |                  | 2015        | % Change        | 2016        | % Change        | 2017        | % Change        | 2018        | % Change        | 2019        | % Change        | 2020        | % Change        | 2021        | % Change        | 2022        | % Change        | 2023        | % Change        | 2024        |
|------------------------|------------------|-------------|-----------------|-------------|-----------------|-------------|-----------------|-------------|-----------------|-------------|-----------------|-------------|-----------------|-------------|-----------------|-------------|-----------------|-------------|-----------------|-------------|
| July                   | Buffalo          | 257         | -30.7%          | 178         | 34.8%           | 240         | -11.7%          | 212         | 9.0%            | 231         | -33.8%          | 153         | -13.7%          | 132         | -29.5%          | 93          | 9.7%            | 102         | 21.6%           | 124         |
|                        | Rochester        | 137         | -21.9%          | 107         | 5.6%            | 113         | -8.8%           | 103         | 11.7%           | 115         | -18.3%          | 94          | -27.7%          | 68          | -29.4%          | 48          | 31.3%           | 63          | -4.8%           | 60          |
|                        | WDNY Total Month | 394         | -27.7%          | 285         | 23.9%           | 353         | -10.8%          | 315         | 9.8%            | 346         | -28.6%          | 247         | -19.0%          | 200         | -29.5%          | 141         | 17.0%           | 165         | 11.5%           | 184         |
|                        | WDNY Total YTD   | 2,689       | -7.5%           | 2,486       | 2.5%            | 2,549       | -6.6%           | 2,382       | 0.8%            | 2,402       | -31.1%          | 1,655       | -19.3%          | 1,335       | -16.6%          | 1,114       | 2.3%            | 1,140       | 14.8%           | 1,309       |
| Aug                    | Buffalo          | 214         | 9.8%            | 235         | 3.4%            | 243         | -8.2%           | 223         | -11.2%          | 198         | -25.8%          | 147         | -22.4%          | 114         | -31.6%          | 78          | 64.1%           | 128         | -8.6%           | 117         |
|                        | Rochester        | 126         | -12.7%          | 110         | 10.0%           | 121         | 3.3%            | 125         | -12.0%          | 110         | -32.7%          | 74          | -20.3%          | 59          | -18.6%          | 48          | 37.5%           | 66          | -1.5%           | 65          |
|                        | WDNY Total Month | 340         | 1.5%            | 345         | 5.5%            | 364         | -4.4%           | 348         | -11.5%          | 308         | -28.2%          | 221         | -21.7%          | 173         | -27.2%          | 126         | 54.0%           | 194         | -6.2%           | 182         |
|                        | WDNY Total YTD   | 3,029       | -6.5%           | 2,831       | 2.9%            | 2,913       | -6.3%           | 2,730       | -0.7%           | 2,710       | -30.8%          | 1,876       | -19.6%          | 1,508       | -17.8%          | 1,240       | 7.6%            | 1,334       | 11.8%           | 1,491       |
| Sep                    | Buffalo          | 284         | -18.3%          | 232         | 13.8%           | 264         | 12.9%           | 298         | 8.1%            | 322         | -64.0%          | 116         | -8.6%           | 106         | 3.8%            | 110         | 29.1%           | 142         | 21.8%           | 173         |
|                        | Rochester        | 108         | 6.5%            | 115         | 1.7%            | 117         | -11.1%          | 104         | 1.9%            | 106         | -32.1%          | 72          | -19.4%          | 58          | 3.4%            | 60          | -16.7%          | 50          | 60.0%           | 80          |
|                        | WDNY Total Month | 392         | -11.5%          | 347         | 9.8%            | 381         | 5.5%            | 402         | 6.5%            | 428         | -56.1%          | 188         | -12.8%          | 164         | 3.7%            | 170         | 12.9%           | 192         | 31.8%           | 253         |
|                        | WDNY Total YTD   | 3,421       | -7.1%           | 3,178       | 3.7%            | 3,294       | -4.9%           | 3,132       | 0.2%            | 3,138       | -34.2%          | 2,064       | -19.0%          | 1,672       | -15.7%          | 1,410       | 8.2%            | 1,526       | 14.3%           | 1,744       |
| Oct                    | Buffalo          | 262         | 18.7%           | 311         | -13.5%          | 269         | 21.6%           | 327         | -18.3%          | 267         | -50.9%          | 131         | -34.4%          | 86          | 74.4%           | 150         | -32.0%          | 102         | 41.2%           | 144         |
|                        | Rochester        | 133         | -13.5%          | 115         | 3.5%            | 119         | -2.5%           | 116         | 4.3%            | 121         | -43.8%          | 68          | -44.1%          | 38          | 55.3%           | 59          | 6.8%            | 63          | 46.0%           | 92          |
|                        | WDNY Total Month | 395         | 7.8%            | 426         | -8.9%           | 388         | 14.2%           | 443         | -12.4%          | 388         | -48.7%          | 199         | -37.7%          | 124         | 68.5%           | 209         | -21.1%          | 165         | 43.0%           | 236         |
|                        | WDNY Total YTD   | 3,816       | -5.6%           | 3,604       | 2.2%            | 3,682       | -2.9%           | 3,575       | -1.4%           | 3,526       | -35.8%          | 2,263       | -20.6%          | 1,796       | -9.9%           | 1,619       | 4.4%            | 1,691       | 17.1%           | 1,980       |
| Nov                    | Buffalo          | 213         | -15.0%          | 181         | 20.4%           | 218         | -17.0%          | 181         | 6.1%            | 192         | -44.8%          | 106         | -16.0%          | 89          | -1.1%           | 88          | 6.8%            | 94          |                 |             |
|                        | Rochester        | 127         | -1.6%           | 125         | -4.0%           | 120         | 0.8%            | 121         | -7.4%           | 112         | -29.5%          | 79          | -43.0%          | 45          | 24.4%           | 56          | 8.9%            | 61          |                 |             |
|                        | WDNY Total Month | 340         | -10.0%          | 306         | 10.5%           | 338         | -10.7%          | 302         | 0.7%            | 304         | -39.1%          | 185         | -27.6%          | 134         | 7.5%            | 144         | 7.6%            | 155         |                 |             |
|                        | WDNY Total YTD   | 4,156       | -5.9%           | 3,910       | 2.8%            | 4,020       | -3.6%           | 3,877       | -1.2%           | 3,830       | -36.1%          | 2,448       | -21.2%          | 1,930       | -8.7%           | 1,763       | 4.7%            | 1,846       |                 |             |
| Dec                    | Buffalo          | 189         | -23.8%          | 144         | 27.8%           | 184         | -21.7%          | 144         | 18.1%           | 170         | -29.4%          | 120         | -42.5%          | 69          | 23.2%           | 85          | -21.2%          | 67          |                 |             |
|                        | Rochester        | 80          | 28.8%           | 103         | -11.7%          | 91          | 5.5%            | 96          | -24.0%          | 73          | -19.2%          | 59          | -22.0%          | 46          | 19.6%           | 55          | 9.1%            | 60          |                 |             |
|                        | WDNY Total Month | 269         | -8.2%           | 247         | 11.3%           | 275         | -12.7%          | 240         | 1.3%            | 243         | -26.3%          | 179         | -35.8%          | 115         | 21.7%           | 140         | -9.3%           | 127         |                 |             |
|                        | WDNY Total YTD   | 4,425       | -6.1%           | 4,157       | 3.3%            | 4,295       | -4.1%           | 4,117       | -1.1%           | 4,073       | -35.5%          | 2,627       | -22.2%          | 2,045       | -6.9%           | 1,903       | 3.7%            | 1,973       |                 |             |
|                        |                  | <b>2015</b> | <b>% Change</b> | <b>2016</b> | <b>% Change</b> | <b>2017</b> | <b>% Change</b> | <b>2018</b> | <b>% Change</b> | <b>2019</b> | <b>% Change</b> | <b>2020</b> | <b>% Change</b> | <b>2021</b> | <b>% Change</b> | <b>2022</b> | <b>% Change</b> | <b>2023</b> | <b>% Change</b> | <b>2024</b> |
| <b>Buffalo Total</b>   |                  | 2,928       | -8.2%           | 2,688       | 6.6%            | 2,866       | -4.7%           | 2,732       | 1.0%            | 2,760       | -39.3%          | 1,674       | -21.3%          | 1,317       | -5.1%           | 1,250       | 2.7%            | 1,284       |                 |             |
| <b>Rochester Total</b> |                  | 1,497       | -1.9%           | 1,469       | -2.7%           | 1,429       | -3.1%           | 1,385       | -5.2%           | 1,313       | -27.4%          | 953         | -23.6%          | 728         | -10.3%          | 653         | 5.5%            | 689         |                 |             |
| <b>WDNY Total</b>      |                  | 4,425       | -6.1%           | 4,157       | 3.3%            | 4,295       | -4.1%           | 4,117       | -1.1%           | 4,073       | -35.5%          | 2,627       | -22.2%          | 2,045       | -6.9%           | 1,903       | 3.7%            | 1,973       |                 |             |

U.S. Bankruptcy Court - Western District of New York

Caseload by Judge, Division & District

Month Ending October 31, 2024

Report #4

Page 1 of 3

|      |                         | Chapter 7  | Chapter 13 | Chapter 11 | Chapter 12/15 | Cases Filed by Month | Cases Filed YTD | Adversary Cases     |          |                      |             | Case Closings     |                   |          |
|------|-------------------------|------------|------------|------------|---------------|----------------------|-----------------|---------------------|----------|----------------------|-------------|-------------------|-------------------|----------|
|      |                         |            |            |            |               |                      |                 | Pending Prior Month | New      | Closed Current Month | Net Pending | Cases Closed 2023 | Cases Closed 2024 | % change |
| Jan. | Chief Judge Bucki       | 48         | 33         | 1          | 0             | 82                   | 82              | 13                  | 1        | 2                    | 12          | 117               | 130               | 11.1%    |
|      | Judge Kaplan            | 0          | 0          | 0          | 0             | 0                    | 0               | 11                  | 0        | 0                    | 11          | 1                 | 0                 | -100.0%  |
|      | Judge Warren(Buffalo)   | 23         | 11         | 0          | 0             | 34                   | 34              | 0                   | 0        | 0                    | 0           | 29                | 32                | 10.3%    |
|      | Judge Warren(Rochester) | 37         | 15         | 0          | 0             | 52                   | 52              | 12                  | 2        | 3                    | 11          | 62                | 47                | -24.2%   |
|      | Buffalo Total           | 71         | 44         | 1          | 0             | 116                  | 116             | 24                  | 3        | 2                    | 23          | 147               | 162               | 10.2%    |
|      | Rochester Total         | 37         | 15         | 0          | 0             | 52                   | 52              | 12                  | 2        | 3                    | 11          | 62                | 47                | -24.2%   |
|      | <b>WDNY Total</b>       | <b>108</b> | <b>59</b>  | <b>1</b>   | <b>0</b>      | <b>168</b>           | <b>168</b>      | <b>36</b>           | <b>5</b> | <b>5</b>             | <b>34</b>   | <b>209</b>        | <b>209</b>        | 0.0%     |
| Feb. | Chief Judge Bucki       | 42         | 25         | 5          | 0             | 72                   | 154             | 12                  | 1        | 0                    | 13          | 78                | 51                | -34.6%   |
|      | Judge Kaplan            | 0          | 0          | 0          | 0             | 0                    | 0               | 11                  | 0        | 0                    | 11          | 0                 | 0                 | n/a      |
|      | Judge Warren(Buffalo)   | 15         | 9          | 0          | 0             | 24                   | 58              | 0                   | 0        | 0                    | 0           | 15                | 19                | 26.7%    |
|      | Judge Warren(Rochester) | 46         | 21         | 0          | 0             | 67                   | 119             | 11                  | 1        | 1                    | 11          | 55                | 59                | 7.3%     |
|      | Buffalo Total           | 57         | 34         | 5          | 0             | 96                   | 212             | 23                  | 2        | 0                    | 24          | 93                | 70                | -24.7%   |
|      | Rochester Total         | 46         | 21         | 0          | 0             | 67                   | 119             | 11                  | 1        | 1                    | 11          | 55                | 59                | 7.3%     |
|      | <b>WDNY Total</b>       | <b>103</b> | <b>55</b>  | <b>5</b>   | <b>0</b>      | <b>163</b>           | <b>331</b>      | <b>34</b>           | <b>3</b> | <b>1</b>             | <b>35</b>   | <b>148</b>        | <b>129</b>        | -12.8%   |
| Mar. | Chief Judge Bucki       | 82         | 29         | 2          | 0             | 113                  | 267             | 13                  | 0        | 2                    | 11          | 89                | 113               | 27.0%    |
|      | Judge Kaplan            | 0          | 0          | 0          | 0             | 0                    | 0               | 11                  | 0        | 0                    | 11          | 1                 | 0                 | -100.0%  |
|      | Judge Warren(Buffalo)   | 17         | 8          | 0          | 0             | 25                   | 83              | 0                   | 0        | 0                    | 0           | 46                | 23                | -50.0%   |
|      | Judge Warren(Rochester) | 40         | 25         | 1          | 0             | 66                   | 185             | 11                  | 0        | 1                    | 10          | 80                | 71                | -11.3%   |
|      | Buffalo Total           | 99         | 37         | 2          | 0             | 138                  | 350             | 24                  | 0        | 2                    | 22          | 136               | 136               | 0.0%     |
|      | Rochester Total         | 40         | 25         | 1          | 0             | 66                   | 185             | 11                  | 0        | 1                    | 10          | 80                | 71                | -11.3%   |
|      | <b>WDNY Total</b>       | <b>139</b> | <b>62</b>  | <b>3</b>   | <b>0</b>      | <b>204</b>           | <b>535</b>      | <b>35</b>           | <b>0</b> | <b>3</b>             | <b>32</b>   | <b>216</b>        | <b>207</b>        | -4.2%    |
| Apr. | Chief Judge Bucki       | 74         | 33         | 1          | 0             | 108                  | 375             | 11                  | 1        | 0                    | 12          | 84                | 135               | 60.7%    |
|      | Judge Kaplan            | 0          | 0          | 0          | 0             | 0                    | 0               | 11                  | 0        | 0                    | 11          | 1                 | 0                 | -100.0%  |
|      | Judge Warren(Buffalo)   | 17         | 7          | 0          | 0             | 24                   | 107             | 0                   | 0        | 0                    | 0           | 16                | 30                | 87.5%    |
|      | Judge Warren(Rochester) | 38         | 20         | 0          | 0             | 58                   | 243             | 10                  | 1        | 1                    | 10          | 61                | 57                | -6.6%    |
|      | Buffalo Total           | 91         | 40         | 1          | 0             | 132                  | 482             | 22                  | 2        | 0                    | 23          | 101               | 165               | 63.4%    |
|      | Rochester Total         | 38         | 20         | 0          | 0             | 58                   | 243             | 10                  | 1        | 1                    | 10          | 61                | 57                | -6.6%    |
|      | <b>WDNY Total</b>       | <b>129</b> | <b>60</b>  | <b>1</b>   | <b>0</b>      | <b>190</b>           | <b>725</b>      | <b>32</b>           | <b>3</b> | <b>1</b>             | <b>33</b>   | <b>162</b>        | <b>222</b>        | 37.0%    |

U.S. Bankruptcy Court - Western District of New York

Caseload by Judge, Division & District

Month Ending October 31, 2024

Report #4

Page 2 of 3

|      |                          | Chapter 7  | Chapter 13 | Chapter 11 | Chapter 12/15 | Cases Filed by Month | Cases Filed YTD | Adversary Cases     |          |                      |             | Case Closings     |                   |               |
|------|--------------------------|------------|------------|------------|---------------|----------------------|-----------------|---------------------|----------|----------------------|-------------|-------------------|-------------------|---------------|
|      |                          |            |            |            |               |                      |                 | Pending Prior Month | New      | Closed Current Month | Net Pending | Cases Closed 2023 | Cases Closed 2024 | % change      |
| May  | Chief Judge Bucki        | 79         | 35         | 2          | 1             | 117                  | 492             | 12                  | 0        | 1                    | 11          | 107               | 80                | -25.2%        |
|      | Judge Kaplan             | 0          | 0          | 0          | 0             | 0                    | 0               | 11                  | 0        | 0                    | 11          | 0                 | 0                 | n/a           |
|      | Judge Warren(Buffalo)    | 26         | 10         | 0          | 0             | 36                   | 143             | 0                   | 0        | 0                    | 0           | 32                | 26                | -18.8%        |
|      | Judge Warren(Rochester)  | 57         | 16         | 0          | 1             | 74                   | 317             | 10                  | 8        | 0                    | 18          | 69                | 68                | -1.4%         |
|      | Buffalo Total            | 105        | 45         | 2          | 1             | 153                  | 635             | 23                  | 0        | 1                    | 22          | 139               | 106               | -23.7%        |
|      | Rochester Total          | 57         | 16         | 0          | 1             | 74                   | 317             | 10                  | 8        | 0                    | 18          | 69                | 68                | -1.4%         |
|      | <b>WDNY Total</b>        | <b>162</b> | <b>61</b>  | <b>2</b>   | <b>2</b>      | <b>227</b>           | <b>952</b>      | <b>33</b>           | <b>8</b> | <b>1</b>             | <b>40</b>   | <b>208</b>        | <b>174</b>        | <b>-16.3%</b> |
| June | Chief Judge Bucki        | 52         | 27         | 1          | 0             | 80                   | 572             | 11                  | 2        | 2                    | 11          | 63                | 51                | -19.0%        |
|      | Judge Kaplan             | 0          | 0          | 0          | 0             | 0                    | 0               | 11                  | 0        | 0                    | 11          | 0                 | 0                 | n/a           |
|      | Judge Warren(Buffalo)    | 19         | 10         | 0          | 0             | 29                   | 172             | 0                   | 0        | 0                    | 0           | 22                | 21                | -4.5%         |
|      | Judge Warren(Rochester)  | 44         | 20         | 0          | 0             | 64                   | 381             | 18                  | 1        | 2                    | 17          | 50                | 58                | 16.0%         |
|      | Buffalo Total            | 71         | 37         | 1          | 0             | 109                  | 744             | 22                  | 3        | 2                    | 22          | 85                | 72                | -15.3%        |
|      | Rochester Total          | 44         | 20         | 0          | 0             | 64                   | 381             | 18                  | 1        | 2                    | 17          | 50                | 58                | 16.0%         |
|      | <b>WDNY Total</b>        | <b>115</b> | <b>57</b>  | <b>1</b>   | <b>0</b>      | <b>173</b>           | <b>1,125</b>    | <b>40</b>           | <b>4</b> | <b>4</b>             | <b>39</b>   | <b>135</b>        | <b>130</b>        | <b>-3.7%</b>  |
| July | Chief Judge Bucki        | 67         | 28         | 2          | 0             | 97                   | 669             | 11                  | 1        | 1                    | 11          | 88                | 114               | 29.5%         |
|      | Judge Kaplan             | 0          | 0          | 0          | 0             | 0                    | 0               | 11                  | 0        | 0                    | 11          | 0                 | 0                 | n/a           |
|      | Judge Warren(Buffalo)    | 22         | 5          | 0          | 0             | 27                   | 199             | 0                   | 0        | 0                    | 0           | 11                | 25                | 127.3%        |
|      | Judge Warren(Rochester)  | 43         | 17         | 0          | 0             | 60                   | 441             | 17                  | 1        | 1                    | 17          | 33                | 63                | 90.9%         |
|      | Buffalo Total            | 89         | 33         | 2          | 0             | 124                  | 868             | 22                  | 2        | 1                    | 22          | 99                | 139               | 40.4%         |
|      | Rochester Total          | 43         | 17         | 0          | 0             | 60                   | 441             | 17                  | 1        | 1                    | 17          | 33                | 63                | 90.9%         |
|      | <b>WDNY Total</b>        | <b>132</b> | <b>50</b>  | <b>2</b>   | <b>0</b>      | <b>184</b>           | <b>1,309</b>    | <b>39</b>           | <b>3</b> | <b>2</b>             | <b>39</b>   | <b>132</b>        | <b>202</b>        | <b>53.0%</b>  |
| Aug. | Chief Judge Bucki        | 58         | 35         | 2          | 0             | 95                   | 764             | 11                  | 1        | 1                    | 11          | 144               | 91                | -36.8%        |
|      | Judge Kaplan             | 0          | 1          | 0          | 0             | 1                    | 1               | 11                  | 0        | 0                    | 11          | 1                 | 0                 | -100.0%       |
|      | Judge Warren (Buffalo)   | 15         | 6          | 0          | 0             | 21                   | 220             | 0                   | 0        | 0                    | 0           | 37                | 31                | -16.2%        |
|      | Judge Warren (Rochester) | 50         | 15         | 0          | 0             | 65                   | 506             | 17                  | 4        | 1                    | 20          | 95                | 73                | -23.2%        |
|      | Buffalo Total            | 73         | 42         | 2          | 0             | 117                  | 985             | 22                  | 5        | 1                    | 22          | 182               | 122               | -33.0%        |
|      | Rochester Total          | 50         | 15         | 0          | 0             | 65                   | 506             | 17                  | 4        | 1                    | 20          | 95                | 73                | -23.2%        |
|      | <b>WDNY Total</b>        | <b>123</b> | <b>57</b>  | <b>2</b>   | <b>0</b>      | <b>182</b>           | <b>1,491</b>    | <b>39</b>           | <b>9</b> | <b>2</b>             | <b>42</b>   | <b>277</b>        | <b>195</b>        | <b>-29.6%</b> |

U.S. Bankruptcy Court - Western District of New York

Caseload by Judge, Division & District

Month Ending October 31, 2024

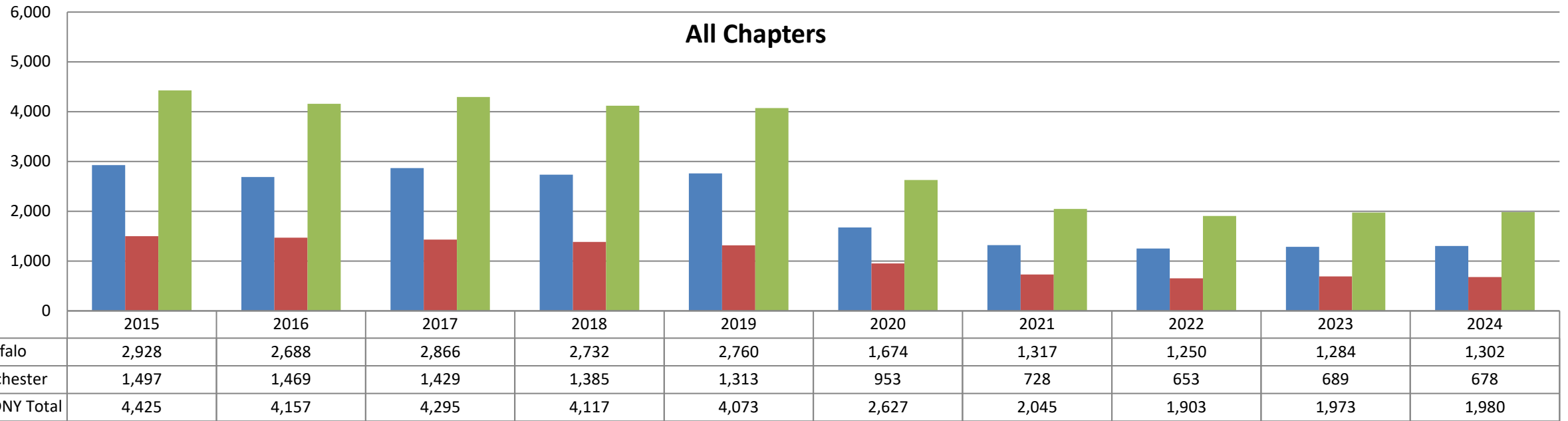
Report #4

Page 3 of 3

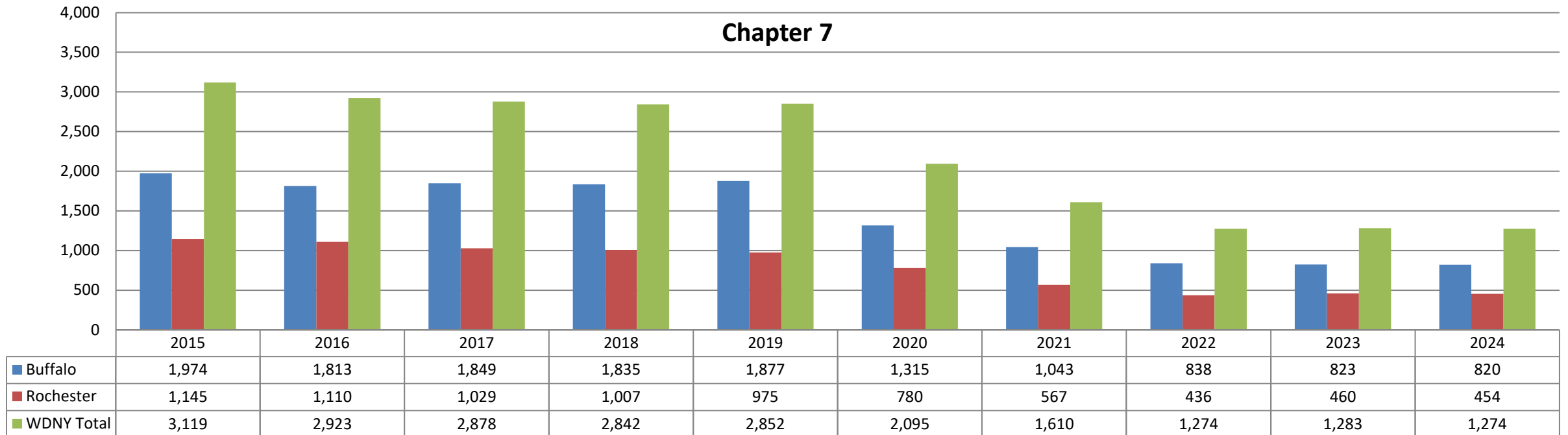
|                                |                          | Chapter 7        | Chapter 13        | Chapter 11        | Chapter 12/15              | Cases Filed by Month           | Cases Filed YTD | Adversary Cases            |           |                      |             | Case Closings            |                   |          |
|--------------------------------|--------------------------|------------------|-------------------|-------------------|----------------------------|--------------------------------|-----------------|----------------------------|-----------|----------------------|-------------|--------------------------|-------------------|----------|
|                                |                          |                  |                   |                   |                            |                                |                 | Pending Prior Month        | New       | Closed Current Month | Net Pending | Cases Closed 2023        | Cases Closed 2024 | % change |
| Sep.                           | Chief Judge Bucki        | 64               | 82                | 2                 | 0                          | 148                            | 912             | 11                         | 0         | 1                    | 10          | 75                       | 102               | 36.0%    |
|                                | Judge Kaplan             | 0                | 0                 | 0                 | 0                          | 0                              | 1               | 11                         | 0         | 0                    | 11          | 0                        | 0                 | n/a      |
|                                | Judge Warren(Buffalo)    | 16               | 9                 | 0                 | 0                          | 25                             | 245             | 0                          | 0         | 0                    | 0           | 36                       | 36                | 0.0%     |
|                                | Judge Warren(Rochester)  | 51               | 29                | 0                 | 0                          | 80                             | 586             | 20                         | 0         | 3                    | 17          | 79                       | 69                | -12.7%   |
|                                | Buffalo Total            | 80               | 91                | 2                 | 0                          | 173                            | 1,158           | 22                         | 0         | 1                    | 21          | 111                      | 138               | 24.3%    |
|                                | Rochester Total          | 51               | 29                | 0                 | 0                          | 80                             | 586             | 20                         | 0         | 3                    | 17          | 79                       | 69                | -12.7%   |
|                                | <b>WDNY Total</b>        | <b>131</b>       | <b>120</b>        | <b>2</b>          | <b>0</b>                   | <b>253</b>                     | <b>1,744</b>    | <b>42</b>                  | <b>0</b>  | <b>4</b>             | <b>38</b>   | <b>190</b>               | <b>207</b>        | 8.9%     |
| Oct.                           | Chief Judge Bucki        | 62               | 43                | 1                 | 0                          | 106                            | 1,018           | 10                         | 0         | 2                    | 8           | 107                      | 98                | -8.4%    |
|                                | Judge Kaplan             | 0                | 0                 | 0                 | 0                          | 0                              | 1               | 11                         | 0         | 0                    | 11          | 0                        | 1                 | n/a      |
|                                | Judge Warren (Buffalo)   | 22               | 16                | 0                 | 0                          | 38                             | 283             | 0                          | 0         | 0                    | 0           | 32                       | 28                | -12.5%   |
|                                | Judge Warren (Rochester) | 48               | 43                | 1                 | 0                          | 92                             | 678             | 17                         | 1         | 5                    | 13          | 53                       | 61                | 15.1%    |
|                                | Buffalo Total            | 84               | 59                | 1                 | 0                          | 144                            | 1,302           | 21                         | 0         | 2                    | 19          | 139                      | 127               | -8.6%    |
|                                | Rochester Total          | 48               | 43                | 1                 | 0                          | 92                             | 678             | 17                         | 1         | 5                    | 13          | 53                       | 61                | 15.1%    |
|                                | <b>WDNY Total</b>        | <b>132</b>       | <b>102</b>        | <b>2</b>          | <b>0</b>                   | <b>236</b>                     | <b>1,980</b>    | <b>38</b>                  | <b>1</b>  | <b>7</b>             | <b>32</b>   | <b>192</b>               | <b>188</b>        | -2.1%    |
| <b>Year to Date</b>            |                          | <b>Chapter 7</b> | <b>Chapter 13</b> | <b>Chapter 11</b> | <b>Chapter 12 &amp; 15</b> | <b>YTD Totals All Chapters</b> |                 | <b>Adversary Cases YTD</b> |           |                      |             | <b>Case Closings YTD</b> |                   |          |
|                                |                          |                  |                   |                   |                            |                                |                 | New                        | Closed    | Net Pending          |             | Cases Closed 2023        | Cases Closed 2024 | % change |
| Chief Judge Bucki YTD          |                          | 628              | 370               | 19                | 1                          | 1,018                          |                 | 7                          | 12        | 8                    |             | 952                      | 965               | 1.4%     |
| Judge Kaplan YTD               |                          | 0                | 1                 | 0                 | 0                          | 1                              |                 | 0                          | 0         | 11                   |             | 4                        | 1                 | -75.0%   |
| Judge Warren (Buff & Roch) YTD |                          | 646              | 312               | 2                 | 1                          | 961                            |                 | 19                         | 18        | 13                   |             | 913                      | 897               | -1.8%    |
| Judge Warren (Buffalo) YTD     |                          | 192              | 91                | 0                 | 0                          | 283                            |                 | 0                          | 0         | 0                    |             | 276                      | 271               | -1.8%    |
| Judge Warren (Rochester) YTD   |                          | 454              | 221               | 2                 | 1                          | 678                            |                 | 19                         | 18        | 13                   |             | 637                      | 626               | -1.7%    |
| <b>Buffalo Total YTD</b>       |                          | <b>820</b>       | <b>462</b>        | <b>19</b>         | <b>1</b>                   | <b>1,302</b>                   |                 | <b>17</b>                  | <b>12</b> | <b>19</b>            |             | <b>1,232</b>             | <b>1,237</b>      | 0.4%     |
| <b>Rochester Total YTD</b>     |                          | <b>454</b>       | <b>221</b>        | <b>2</b>          | <b>1</b>                   | <b>678</b>                     |                 | <b>19</b>                  | <b>18</b> | <b>13</b>            |             | <b>637</b>               | <b>626</b>        | -1.7%    |
| <b>WDNY Totals YTD</b>         |                          | <b>1,274</b>     | <b>683</b>        | <b>21</b>         | <b>2</b>                   | <b>1,980</b>                   |                 | <b>36</b>                  | <b>30</b> | <b>32</b>            |             | <b>1,869</b>             | <b>1,863</b>      | -0.3%    |



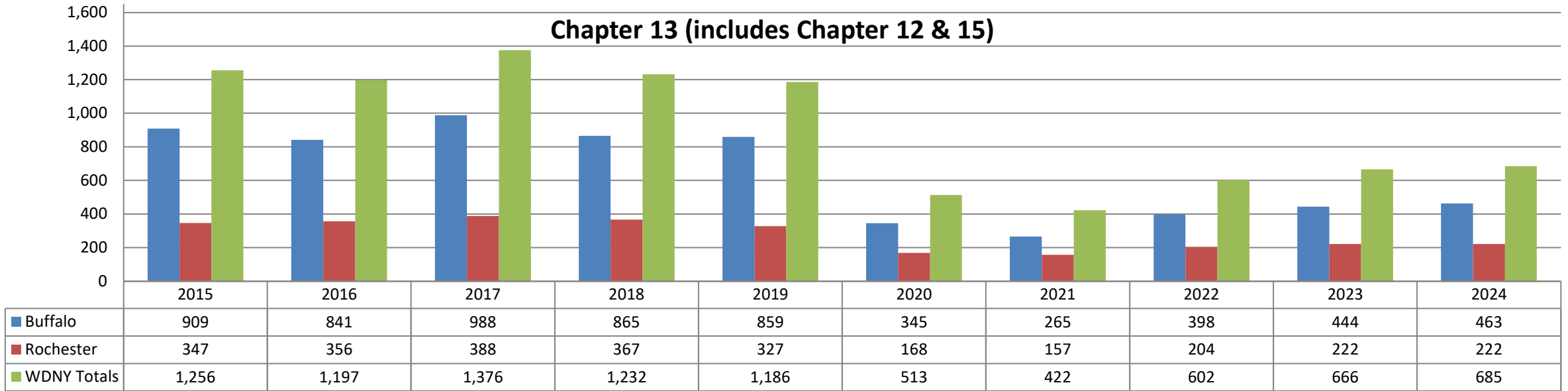
### All Chapters



### Chapter 7



### Chapter 13 (includes Chapter 12 & 15)



### Chapter 11

