

Month Ending September 30, 2024

		Cases Filed 2023	Cases Filed 2024	% change same month	% change YTD	Chapter 7				Chapter 13				Chapter 11	Ch 12 & 15
						¹ Non-Bus.	² Business	³ Other	Total Ch. 7	¹ Non-Bus.	² Business	³ Other	Total Ch.13		
Jan.	Buffalo	78	116	48.7%	48.7%	70	1	0	71	44	0	0	44	1	0
	Rochester	56	52	-7.1%	-7.1%	35	2	0	37	15	0	0	15	0	0
	WDNY Total Month	134	168	25.4%	25.4%	105	3	0	108	59	0	0	59	1	0
	WDNY Total YTD	134	168			105	3	0	108	59	0	0	59	1	0
Feb.	Buffalo	84	96	14.3%	30.9%	56	1	0	57	34	0	0	34	5	0
	Rochester	39	67	71.8%	25.3%	43	2	1	46	20	1	0	21	0	0
	WDNY Total Month	123	163	32.5%	28.8%	99	3	1	103	54	1	0	55	5	0
	WDNY Total YTD	257	331			204	6	1	211	113	1	0	114	6	0
Mar.	Buffalo	138	138	0.0%	16.7%	99	0	0	99	35	2	0	37	2	0
	Rochester	50	66	32.0%	27.6%	39	1	0	40	24	1	0	25	1	0
	WDNY Total Month	188	204	8.5%	20.2%	138	1	0	139	59	3	0	62	3	0
	WDNY Total YTD	445	535			342	7	1	350	172	4	0	176	9	0
Apr.	Buffalo	110	132	20.0%	17.6%	86	5	0	91	39	1	0	40	1	0
	Rochester	56	58	3.6%	20.9%	37	1	0	38	19	0	1	20	0	0
	WDNY Total Month	166	190	14.5%	18.7%	123	6	0	129	58	1	1	60	1	0
	WDNY Total YTD	611	725			465	13	1	479	230	5	1	236	10	0
May	Buffalo	134	153	14.2%	16.7%	100	4	1	105	44	1	0	45	2	1
	Rochester	72	74	2.8%	16.1%	53	4	0	57	16	0	0	16	0	1
	WDNY Total Month	206	227	10.2%	16.5%	153	8	1	162	60	1	0	61	2	2
	WDNY Total YTD	817	952			618	21	2	641	290	6	1	297	12	2
June	Buffalo	105	109	3.8%	14.6%	69	2	0	71	37	0	0	37	1	0
	Rochester	53	64	20.8%	16.9%	40	3	1	44	19	1	0	20	0	0
	WDNY Total Month	158	173	9.5%	15.4%	109	5	1	115	56	1	0	57	1	0
	WDNY Total YTD	975	1,125			727	26	3	756	346	7	1	354	13	2
July	Buffalo	102	124	21.6%	15.6%	83	6	0	89	33	0	0	33	2	0
	Rochester	63	60	-4.8%	13.4%	39	4	0	43	17	0	0	17	0	0
	WDNY Total Month	165	184	11.5%	14.8%	122	10	0	132	50	0	0	50	2	0
	WDNY Total YTD	1,140	1,309			849	36	3	888	396	7	1	404	15	2

¹ Primary "Nature of Debt" is consumer debt. ² Primary "Nature of Debt" is business debt. ³ Primary "Nature of Debt" is other.

U.S. Bankruptcy Court - Western District of New York
Case Filing Report
Month Ending September 30, 2024

		Cases Filed 2023	Cases Filed 2024	% change same month	% change YTD	Chapter 7				Chapter 13				Chapter 11	Ch. 12 & 15
						¹ Non-Bus.	² Business	³ Other	Total Ch. 7	¹ Non-Bus.	² Business	³ Other	Total Ch.13		
Aug.	Buffalo	128	117	-8.6%	12.1%	72	1	0	73	41	1	0	42	2	0
	Rochester	66	65	-1.5%	11.2%	49	1	0	50	14	1	0	15	0	0
	WDNY Total Month	194	182	-6.2%	11.8%	121	2	0	123	55	2	0	57	2	0
	WDNY Total YTD	1,334	1,491			970	38	3	1,011	451	9	1	461	17	2
Sep.	Buffalo	142	173	21.8%	13.4%	77	3	0	80	89	2	0	91	2	0
	Rochester	50	80	60.0%	16.0%	50	1	0	51	27	1	1	29	0	0
	WDNY Total Month	192	253	31.8%	14.3%	127	4	0	131	116	3	1	120	2	0
	WDNY Total YTD	1,526	1,744			1,097	42	3	1,142	567	12	2	581	19	2
Year to Date		Cases Filed 2023	Cases Filed 2024	% change		Chapter 7 YTD				Chapter 13 YTD				Chapter 11 YTD	Chapter 12 & 15 YTD
						¹ Non-Bus.	² Business	³ Other	Total Ch. 7	¹ Non-Bus.	² Business	³ Other	Total Ch.13		
	Buffalo YTD	1,021	1,158	13.4%		712	23	1	736	396	7	0	403	18	1
	Rochester YTD	505	586	16.0%		385	19	2	406	171	5	2	178	1	1
	WDNY YTD	1,526	1,744	14.3%		1,097	42	3	1,142	567	12	2	581	19	2

¹ Primary "Nature of Debt" is consumer debt. ² Primary "Nature of Debt" is business debt. ³ Primary "Nature of Debt" is other.

U.S. Bankruptcy Court - Western District of New York

Case Filings by County

Month Ending September 30, 2024

Counties in Buffalo Division	Jan.	Feb.	March	April	May	June	July	Aug.	Sept.	Oct.	Nov.	Dec.	County Totals 2024 YTD	% chg from 2023 YTD
(Olean) Allegany	0	2	1	2	3	2	1	1	2				14	-33.3%
(Olean) Cattaraugus	5	2	5	6	6	3	4	5	6				42	10.5%
Chautauqua	13	6	16	12	10	6	8	12	6				89	20.3%
Erie	64	62	92	89	98	67	84	77	134				767	16.6%
(Batavia) Genesee	3	8	3	3	6	2	0	4	3				32	3.2%
Niagara	21	14	13	15	25	22	21	15	16				162	5.2%
(Batavia) Orleans	7	1	4	1	4	1	3	2	4				27	8.0%
(Batavia) Wyoming	3	1	4	4	1	5	3	1	2				24	20.0%
Out of County	0	0	0	0	0	1	0	0	0				1	
2024 Totals	116	96	138	132	153	109	124	117	173	0	0	0	1,158	13.4%

Counties in Rochester Division	Jan.	Feb.	March	April	May	June	July	Aug.	Sept.	Oct.	Nov.	Dec.	County Totals 2024 YTD	% chg from 2023 YTD
(WG) Chemung	4	2	4	0	5	7	3	0	5				30	7.1%
Livingston	3	1	1	2	2	2	1	2	2				16	-5.9%
Monroe	34	44	44	43	46	38	47	43	57				396	18.9%
Ontario	4	7	4	2	9	8	2	6	7				49	40.0%
(WG) Schuyler	0	1	1	0	1	1	2	1	1				8	-20.0%
Seneca	2	2	1	2	1	0	0	4	2				14	16.7%
(WG) Steuben	0	3	4	6	5	1	3	4	1				27	-20.6%
Wayne	5	7	6	2	5	5	2	3	5				40	21.2%
Yates	0	0	1	1	0	2	0	2	0				6	100.0%
Out of County	0	0	0	0	0	0	0	0	0				0	
2024 Totals	52	67	66	58	74	64	60	65	80	0	0	0	586	16.0%

WDNY Combined Totals	168	163	204	190	227	173	184	182	253	0	0	0	1,744	14.3%
-----------------------------	------------	------------	------------	------------	------------	------------	------------	------------	------------	----------	----------	----------	--------------	--------------

U.S. Bankruptcy Court - Western District of New York

Historical Case Filing Report (All Chapters)

Month Ending September 30, 2024

Report #3

Page 1 of 2

		2015	% Change	2016	% Change	2017	% Change	2018	% Change	2019	% Change	2020	% Change	2021	% Change	2022	% Change	2023	% Change	2024
Jan.	Buffalo	188	-2.1%	184	11.4%	205	-8.3%	188	-8.5%	172	8.7%	187	-50.8%	92	-10.9%	82	-4.9%	78	48.7%	116
	Rochester	131	-16.8%	109	-19.3%	88	13.6%	100	-2.0%	98	0.0%	98	-48.0%	51	-11.8%	45	24.4%	56	-7.1%	52
	WDNY Total Month	319	-8.2%	293	0.0%	293	-1.7%	288	-6.3%	270	5.6%	285	-49.8%	143	-11.2%	127	5.5%	134	25.4%	168
	WDNY Total YTD	319	-8.2%	293	0.0%	293	-1.7%	288	-6.3%	270	5.6%	285	-49.8%	143	-11.2%	127	5.5%	134	25.4%	168
Feb.	Buffalo	184	15.2%	212	-11.8%	187	-0.5%	186	9.1%	203	-23.6%	155	-34.2%	102	-8.8%	93	-9.7%	84	14.3%	96
	Rochester	74	32.4%	98	8.2%	106	-10.4%	95	-8.4%	87	1.1%	88	-13.6%	76	-36.8%	48	-18.8%	39	71.8%	67
	WDNY Total Month	258	20.2%	310	-5.5%	293	-4.1%	281	3.2%	290	-16.2%	243	-26.7%	178	-20.8%	141	-12.8%	123	32.5%	163
	WDNY Total YTD	577	4.5%	603	-2.8%	586	-2.9%	569	-1.6%	560	-5.7%	528	-39.2%	321	-16.5%	268	-4.1%	257	28.8%	331
Mar.	Buffalo	300	-15.0%	255	9.0%	278	-7.2%	258	6.6%	275	-21.8%	215	-29.8%	151	-12.6%	132	4.5%	138	0.0%	138
	Rochester	131	13.7%	149	-2.7%	145	0.0%	145	-17.2%	120	-3.3%	116	-37.9%	72	-9.7%	65	-23.1%	50	32.0%	66
	WDNY Total Month	431	-6.3%	404	4.7%	423	-4.7%	403	-2.0%	395	-16.2%	331	-32.6%	223	-11.7%	197	-4.6%	188	8.5%	204
	WDNY Total YTD	1,008	-0.1%	1,007	0.2%	1,009	-3.7%	972	-1.7%	955	-10.1%	859	-36.7%	544	-14.5%	465	-4.3%	445	20.2%	535
Apr.	Buffalo	311	-15.4%	263	-1.1%	260	0.8%	262	4.2%	273	-64.8%	96	40.6%	135	-11.9%	119	-7.6%	110	20.0%	132
	Rochester	175	-12.6%	153	-18.3%	125	14.4%	143	-2.8%	139	-60.4%	55	41.8%	78	-21.8%	61	-8.2%	56	3.6%	58
	WDNY Total Month	486	-14.4%	416	-7.5%	385	5.2%	405	1.7%	412	-63.3%	151	41.1%	213	-15.5%	180	-7.8%	166	14.5%	190
	WDNY Total YTD	1,494	-4.8%	1,423	-2.0%	1,394	-1.2%	1,377	-0.7%	1,367	-26.1%	1,010	-25.0%	757	-14.8%	645	-5.3%	611	18.7%	725
May	Buffalo	287	-15.3%	243	15.6%	281	-16.0%	236	11.9%	264	-53.0%	124	1.6%	126	-17.5%	104	28.8%	134	14.2%	153
	Rochester	142	3.5%	147	-1.4%	145	-20.7%	115	7.8%	124	-46.0%	67	3.0%	69	-13.0%	60	20.0%	72	2.8%	74
	WDNY Total Month	429	-9.1%	390	9.2%	426	-17.6%	351	10.5%	388	-50.8%	191	2.1%	195	-15.9%	164	25.6%	206	10.2%	227
	WDNY Total YTD	1,923	-5.7%	1,813	0.4%	1,820	-5.1%	1,728	1.6%	1,755	-31.6%	1,201	-20.7%	952	-15.0%	809	1.0%	817	16.5%	952
June	Buffalo	239	4.6%	250	-5.2%	237	-8.4%	217	-11.1%	193	-35.8%	124	-7.3%	115	0.9%	116	-9.5%	105	3.8%	109
	Rochester	133	3.8%	138	0.7%	139	-12.2%	122	-11.5%	108	-23.1%	83	-18.1%	68	-29.4%	48	10.4%	53	20.8%	64
	WDNY Total Month	372	4.3%	388	-3.1%	376	-9.8%	339	-11.2%	301	-31.2%	207	-11.6%	183	-10.4%	164	-3.7%	158	9.5%	173
	WDNY Total YTD	2,295	-4.1%	2,201	-0.2%	2,196	-5.9%	2,067	-0.5%	2,056	-31.5%	1,408	-19.4%	1,135	-14.3%	973	0.2%	975	15.4%	1,125

U.S. Bankruptcy Court - Western District of New York
 Historical Case Filing Report (All Chapters)
 Month Ending September 30, 2024

		2015	% Change	2016	% Change	2017	% Change	2018	% Change	2019	% Change	2020	% Change	2021	% Change	2022	% Change	2023	% Change	2024
July	Buffalo	257	-30.7%	178	34.8%	240	-11.7%	212	9.0%	231	-33.8%	153	-13.7%	132	-29.5%	93	9.7%	102	21.6%	124
	Rochester	137	-21.9%	107	5.6%	113	-8.8%	103	11.7%	115	-18.3%	94	-27.7%	68	-29.4%	48	31.3%	63	-4.8%	60
	WDNY Total Month	394	-27.7%	285	23.9%	353	-10.8%	315	9.8%	346	-28.6%	247	-19.0%	200	-29.5%	141	17.0%	165	11.5%	184
	WDNY Total YTD	2,689	-7.5%	2,486	2.5%	2,549	-6.6%	2,382	0.8%	2,402	-31.1%	1,655	-19.3%	1,335	-16.6%	1,114	2.3%	1,140	14.8%	1,309
Aug	Buffalo	214	9.8%	235	3.4%	243	-8.2%	223	-11.2%	198	-25.8%	147	-22.4%	114	-31.6%	78	64.1%	128	-8.6%	117
	Rochester	126	-12.7%	110	10.0%	121	3.3%	125	-12.0%	110	-32.7%	74	-20.3%	59	-18.6%	48	37.5%	66	-1.5%	65
	WDNY Total Month	340	1.5%	345	5.5%	364	-4.4%	348	-11.5%	308	-28.2%	221	-21.7%	173	-27.2%	126	54.0%	194	-6.2%	182
	WDNY Total YTD	3,029	-6.5%	2,831	2.9%	2,913	-6.3%	2,730	-0.7%	2,710	-30.8%	1,876	-19.6%	1,508	-17.8%	1,240	7.6%	1,334	11.8%	1,491
Sep	Buffalo	284	-18.3%	232	13.8%	264	12.9%	298	8.1%	322	-64.0%	116	-8.6%	106	3.8%	110	29.1%	142	21.8%	173
	Rochester	108	6.5%	115	1.7%	117	-11.1%	104	1.9%	106	-32.1%	72	-19.4%	58	3.4%	60	-16.7%	50	60.0%	80
	WDNY Total Month	392	-11.5%	347	9.8%	381	5.5%	402	6.5%	428	-56.1%	188	-12.8%	164	3.7%	170	12.9%	192	31.8%	253
	WDNY Total YTD	3,421	-7.1%	3,178	3.7%	3,294	-4.9%	3,132	0.2%	3,138	-34.2%	2,064	-19.0%	1,672	-15.7%	1,410	8.2%	1,526	14.3%	1,744
Oct	Buffalo	262	18.7%	311	-13.5%	269	21.6%	327	-18.3%	267	-50.9%	131	-34.4%	86	74.4%	150	-32.0%	102		
	Rochester	133	-13.5%	115	3.5%	119	-2.5%	116	4.3%	121	-43.8%	68	-44.1%	38	55.3%	59	6.8%	63		
	WDNY Total Month	395	7.8%	426	-8.9%	388	14.2%	443	-12.4%	388	-48.7%	199	-37.7%	124	68.5%	209	-21.1%	165		
	WDNY Total YTD	3,816	-5.6%	3,604	2.2%	3,682	-2.9%	3,575	-1.4%	3,526	-35.8%	2,263	-20.6%	1,796	-9.9%	1,619	4.4%	1,691		
Nov	Buffalo	213	-15.0%	181	20.4%	218	-17.0%	181	6.1%	192	-44.8%	106	-16.0%	89	-1.1%	88	6.8%	94		
	Rochester	127	-1.6%	125	-4.0%	120	0.8%	121	-7.4%	112	-29.5%	79	-43.0%	45	24.4%	56	8.9%	61		
	WDNY Total Month	340	-10.0%	306	10.5%	338	-10.7%	302	0.7%	304	-39.1%	185	-27.6%	134	7.5%	144	7.6%	155		
	WDNY Total YTD	4,156	-5.9%	3,910	2.8%	4,020	-3.6%	3,877	-1.2%	3,830	-36.1%	2,448	-21.2%	1,930	-8.7%	1,763	4.7%	1,846		
Dec	Buffalo	189	-23.8%	144	27.8%	184	-21.7%	144	18.1%	170	-29.4%	120	-42.5%	69	23.2%	85	-21.2%	67		
	Rochester	80	28.8%	103	-11.7%	91	5.5%	96	-24.0%	73	-19.2%	59	-22.0%	46	19.6%	55	9.1%	60		
	WDNY Total Month	269	-8.2%	247	11.3%	275	-12.7%	240	1.3%	243	-26.3%	179	-35.8%	115	21.7%	140	-9.3%	127		
	WDNY Total YTD	4,425	-6.1%	4,157	3.3%	4,295	-4.1%	4,117	-1.1%	4,073	-35.5%	2,627	-22.2%	2,045	-6.9%	1,903	3.7%	1,973		
		2015	% Change	2016	% Change	2017	% Change	2018	% Change	2019	% Change	2020	% Change	2021	% Change	2022	% Change	2023	% Change	2024
Buffalo Total		2,928	-8.2%	2,688	6.6%	2,866	-4.7%	2,732	1.0%	2,760	-39.3%	1,674	-21.3%	1,317	-5.1%	1,250	2.7%	1,284		
Rochester Total		1,497	-1.9%	1,469	-2.7%	1,429	-3.1%	1,385	-5.2%	1,313	-27.4%	953	-23.6%	728	-10.3%	653	5.5%	689		
WDNY Total		4,425	-6.1%	4,157	3.3%	4,295	-4.1%	4,117	-1.1%	4,073	-35.5%	2,627	-22.2%	2,045	-6.9%	1,903	3.7%	1,973		

U.S. Bankruptcy Court - Western District of New York

Caseload by Judge, Division & District

Month Ending September 30, 2024

Report #4

Page 1 of 3

		Chapter 7	Chapter 13	Chapter 11	Chapter 12/15	Cases Filed by Month	Cases Filed YTD	Adversary Cases				Case Closings		
								Pending Prior Month	New	Closed Current Month	Net Pending	Cases Closed 2023	Cases Closed 2024	% change
Jan.	Chief Judge Bucki	48	33	1	0	82	82	13	1	2	12	117	130	11.1%
	Judge Kaplan	0	0	0	0	0	0	11	0	0	11	1	0	-100.0%
	Judge Warren(Buffalo)	23	11	0	0	34	34	0	0	0	0	29	32	10.3%
	Judge Warren(Rochester)	37	15	0	0	52	52	12	2	3	11	62	47	-24.2%
	Buffalo Total	71	44	1	0	116	116	24	3	2	23	147	162	10.2%
	Rochester Total	37	15	0	0	52	52	12	2	3	11	62	47	-24.2%
	WDNY Total	108	59	1	0	168	168	36	5	5	34	209	209	0.0%
Feb.	Chief Judge Bucki	42	25	5	0	72	154	12	1	0	13	78	51	-34.6%
	Judge Kaplan	0	0	0	0	0	0	11	0	0	11	0	0	n/a
	Judge Warren(Buffalo)	15	9	0	0	24	58	0	0	0	0	15	19	26.7%
	Judge Warren(Rochester)	46	21	0	0	67	119	11	1	1	11	55	59	7.3%
	Buffalo Total	57	34	5	0	96	212	23	2	0	24	93	70	-24.7%
	Rochester Total	46	21	0	0	67	119	11	1	1	11	55	59	7.3%
	WDNY Total	103	55	5	0	163	331	34	3	1	35	148	129	-12.8%
Mar.	Chief Judge Bucki	82	29	2	0	113	267	13	0	2	11	89	113	27.0%
	Judge Kaplan	0	0	0	0	0	0	11	0	0	11	1	0	-100.0%
	Judge Warren(Buffalo)	17	8	0	0	25	83	0	0	0	0	46	23	-50.0%
	Judge Warren(Rochester)	40	25	1	0	66	185	11	0	1	10	80	71	-11.3%
	Buffalo Total	99	37	2	0	138	350	24	0	2	22	136	136	0.0%
	Rochester Total	40	25	1	0	66	185	11	0	1	10	80	71	-11.3%
	WDNY Total	139	62	3	0	204	535	35	0	3	32	216	207	-4.2%
Apr.	Chief Judge Bucki	74	33	1	0	108	375	11	1	0	12	84	135	60.7%
	Judge Kaplan	0	0	0	0	0	0	11	0	0	11	1	0	-100.0%
	Judge Warren(Buffalo)	17	7	0	0	24	107	0	0	0	0	16	30	87.5%
	Judge Warren(Rochester)	38	20	0	0	58	243	10	1	1	10	61	57	-6.6%
	Buffalo Total	91	40	1	0	132	482	22	2	0	23	101	165	63.4%
	Rochester Total	38	20	0	0	58	243	10	1	1	10	61	57	-6.6%
	WDNY Total	129	60	1	0	190	725	32	3	1	33	162	222	37.0%

U.S. Bankruptcy Court - Western District of New York

Caseload by Judge, Division & District

Month Ending September 30, 2024

Report # 4

Page 2 of 3

		Chapter 7	Chapter 13	Chapter 11	Chapter 12/15	Cases Filed by Month	Cases Filed YTD	Adversary Cases				Case Closings		
								Pending Prior Month	New	Closed Current Month	Net Pending	Cases Closed 2023	Cases Closed 2024	% change
May	Chief Judge Bucki	79	35	2	1	117	492	12	0	1	11	107	80	-25.2%
	Judge Kaplan	0	0	0	0	0	0	11	0	0	11	0	0	n/a
	Judge Warren(Buffalo)	26	10	0	0	36	143	0	0	0	0	32	26	-18.8%
	Judge Warren(Rochester)	57	16	0	1	74	317	10	8	0	18	69	68	-1.4%
	Buffalo Total	105	45	2	1	153	635	23	0	1	22	139	106	-23.7%
	Rochester Total	57	16	0	1	74	317	10	8	0	18	69	68	-1.4%
	WDNY Total	162	61	2	2	227	952	33	8	1	40	208	174	-16.3%
June	Chief Judge Bucki	52	27	1	0	80	572	11	2	2	11	63	51	-19.0%
	Judge Kaplan	0	0	0	0	0	0	11	0	0	11	0	0	n/a
	Judge Warren(Buffalo)	19	10	0	0	29	172	0	0	0	0	22	21	-4.5%
	Judge Warren(Rochester)	44	20	0	0	64	381	18	1	2	17	50	58	16.0%
	Buffalo Total	71	37	1	0	109	744	22	3	2	22	85	72	-15.3%
	Rochester Total	44	20	0	0	64	381	18	1	2	17	50	58	16.0%
	WDNY Total	115	57	1	0	173	1,125	40	4	4	39	135	130	-3.7%
July	Chief Judge Bucki	67	28	2	0	97	669	11	1	1	11	88	114	29.5%
	Judge Kaplan	0	0	0	0	0	0	11	0	0	11	0	0	n/a
	Judge Warren(Buffalo)	22	5	0	0	27	199	0	0	0	0	11	25	127.3%
	Judge Warren(Rochester)	43	17	0	0	60	441	17	1	1	17	33	63	90.9%
	Buffalo Total	89	33	2	0	124	868	22	2	1	22	99	139	40.4%
	Rochester Total	43	17	0	0	60	441	17	1	1	17	33	63	90.9%
	WDNY Total	132	50	2	0	184	1,309	39	3	2	39	132	202	53.0%
Aug.	Chief Judge Bucki	58	35	2	0	95	764	11	1	1	11	144	91	-36.8%
	Judge Kaplan	0	1	0	0	1	1	11	0	0	11	1	0	-100.0%
	Judge Warren (Buffalo)	15	6	0	0	21	220	0	0	0	0	37	31	-16.2%
	Judge Warren (Rochester)	50	15	0	0	65	506	17	4	1	20	95	73	-23.2%
	Buffalo Total	73	42	2	0	117	985	22	5	1	22	182	122	-33.0%
	Rochester Total	50	15	0	0	65	506	17	4	1	20	95	73	-23.2%
	WDNY Total	123	57	2	0	182	1,491	39	9	2	42	277	195	-29.6%

U.S. Bankruptcy Court - Western District of New York

Caseload by Judge, Division & District

Month Ending September 30, 2024

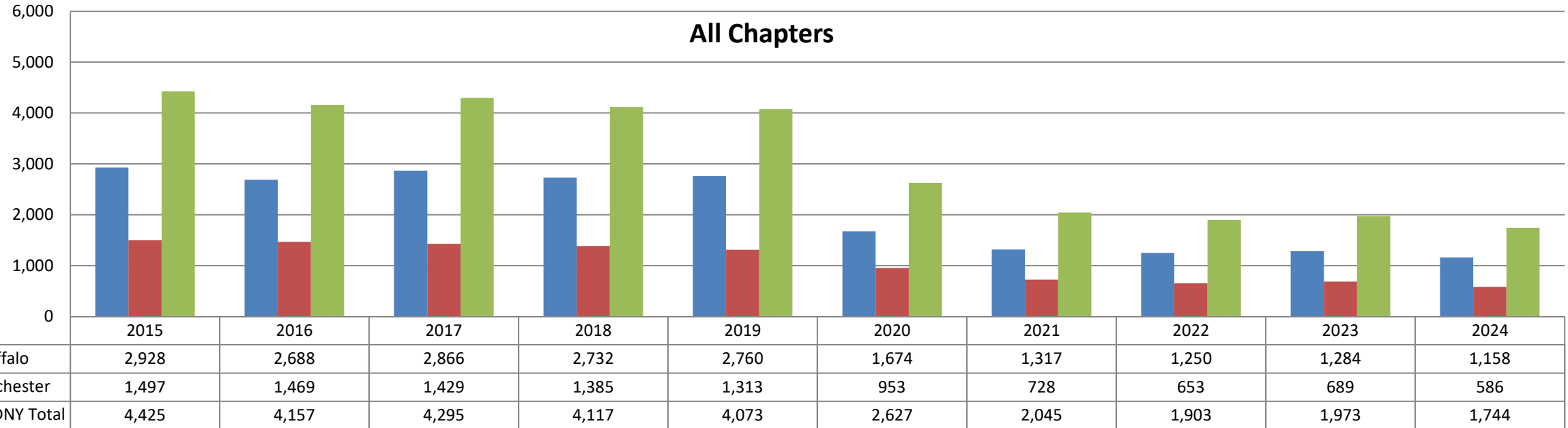
Report #4

Page 3 of 3

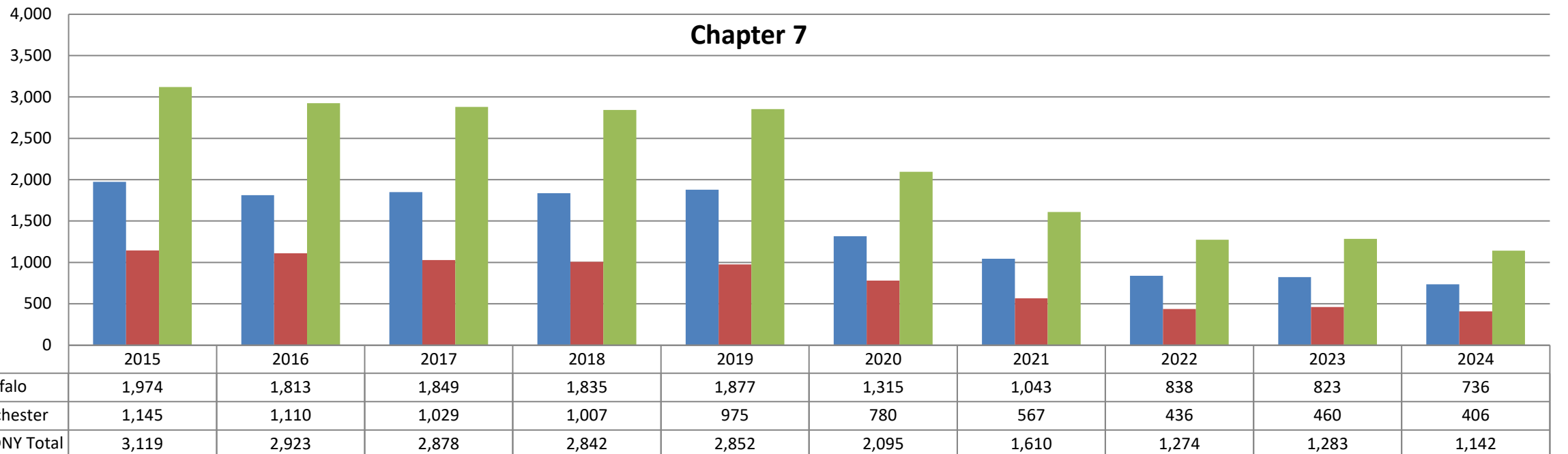
	Chapter 7	Chapter 13	Chapter 11	Chapter 12/15	Cases Filed by Month	Cases Filed YTD	Adversary Cases				Case Closings			
							Pending Prior Month	New	Closed Current Month	Net Pending	Cases Closed 2023	Cases Closed 2024	% change	
Sep.	Chief Judge Bucki	64	82	2	0	148	912	11	0	1	10	75	102	36.0%
	Judge Kaplan	0	0	0	0	0	1	11	0	0	11	0	0	n/a
	Judge Warren(Buffalo)	16	9	0	0	25	245	0	0	0	0	36	36	0.0%
	Judge Warren(Rochester)	51	29	0	0	80	586	20	0	3	17	79	69	-12.7%
	Buffalo Total	80	91	2	0	173	1,158	22	0	1	21	111	138	24.3%
	Rochester Total	51	29	0	0	80	586	20	0	3	17	79	69	-12.7%
	WDNY Total	131	120	2	0	253	1,744	42	0	4	38	190	207	8.9%

Year to Date	Chapter 7	Chapter 13	Chapter 11	Chapter 12 & 15	YTD Totals All Chapters	Adversary Cases YTD			Case Closings YTD		
						New	Closed	Net Pending	Cases Closed 2023	Cases Closed 2024	% change
Chief Judge Bucki YTD	566	327	18	1	912	7	10	10	845	867	2.6%
Judge Kaplan YTD	0	1	0	0	1	0	0	11	4	0	-100.0%
Judge Warren (Buff & Roch) YTD	576	253	1	1	831	18	13	17	828	808	-2.4%
Judge Warren (Buffalo) YTD	170	75	0	0	245	0	0	0	244	243	-0.4%
Judge Warren (Rochester) YTD	406	178	1	1	586	18	13	17	584	565	-3.3%
Buffalo Total YTD	736	403	18	1	1,158	17	10	21	1,093	1,110	1.6%
Rochester Total YTD	406	178	1	1	586	18	13	17	584	565	-3.3%
WDNY Totals YTD	1,142	581	19	2	1,744	35	23	38	1,677	1,675	-0.1%

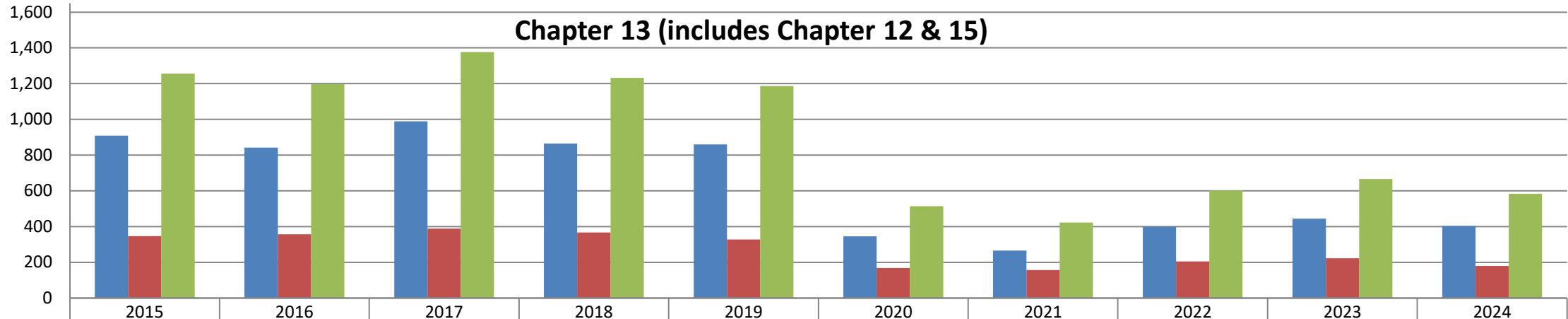
All Chapters



Chapter 7

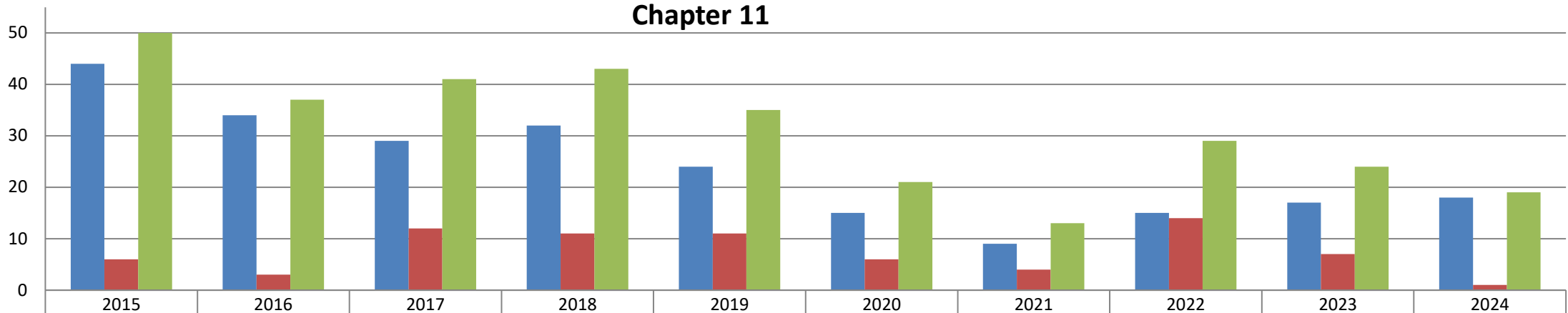


Chapter 13 (includes Chapter 12 & 15)



	2015	2016	2017	2018	2019	2020	2021	2022	2023	2024
Buffalo	909	841	988	865	859	345	265	398	444	404
Rochester	347	356	388	367	327	168	157	204	222	179
WDNY Totals	1,256	1,197	1,376	1,232	1,186	513	422	602	666	583

Chapter 11



	2015	2016	2017	2018	2019	2020	2021	2022	2023	2024
Buffalo	44	34	29	32	24	15	9	15	17	18
Rochester	6	3	12	11	11	6	4	14	7	1
WDNY Totals	50	37	41	43	35	21	13	29	24	19